

AZUD META



Woltman type flow meters and Multi jet type for measuring and recording the volume and flow of water.

Allows to detect flow variations caused by failures or leaks in the installation or clogging in drippers

Technical characteristics

- **Models:** Woltman, Multi-Jet
- **Certifications:** MID y MEÑE
- **Material:** Metal and plastic



Unique selling points



Reliability

Validated on test bench with European MID certification (drinking water and irrigation) and Spanish MEÑE certification (agriculture and industry)



Durability

Designed to withstand demanding conditions, without compromising long-term performance



Accuracy

Accurate measurement even at very low flow rates, without the need for upstream or downstream straight-pipe sections in the installation

Product range

Model	Connection diameter		Connection type
	in	mm	
Multijet Metal	1/2"	15	BSP
	3/4"	20	BSP
	1"	25	BSP
	1 1/4"	32	BSP
	1 1/2"	40	BSP
	2"	50	BSP
Multijet Plastic	1/2"	15	BSP
	3/4"	20	BSP
	1"	25	BSP
	1 1/4"	32	BSP
	1 1/2"	40	BSP
	2"	50	BSP
Woltman	2"	50	DIN 2502
	2 1/2"	65	DIN 2502
	3"	80	DIN 2502
	4"	100	DIN 2502
	5"	125	DIN 2502
	6"	150	DIN 2502
	8"	200	DIN 2576
	8"	200	DIN 2502
	10"	250	DIN 2502
12"	300	DIN 2502	

Options: Without pulse emitter / With pulse emitter. Woltman: 0.1 m³ – 1 m³ / Multijet: 0.1 m³

Working conditions

Model	Body material	Flow profile	Instalation	Max. working pressure	Pressure loss class	Degree of protection	Max. Temperature
				bar			°C
Multijet Metal	Gray cast iron (GG50)	U0/D0	Horizontal and vertical	16	ΔP63	IP68	30
Multijet Plastic	Epoxy coated plastic	U0/D0	Horizontal and vertical	10	ΔP63	IP68	30
Woltman	Ductile cast iron (GGG50)	U0/D0	Horizontal and vertical	16	ΔP25	IP68	30

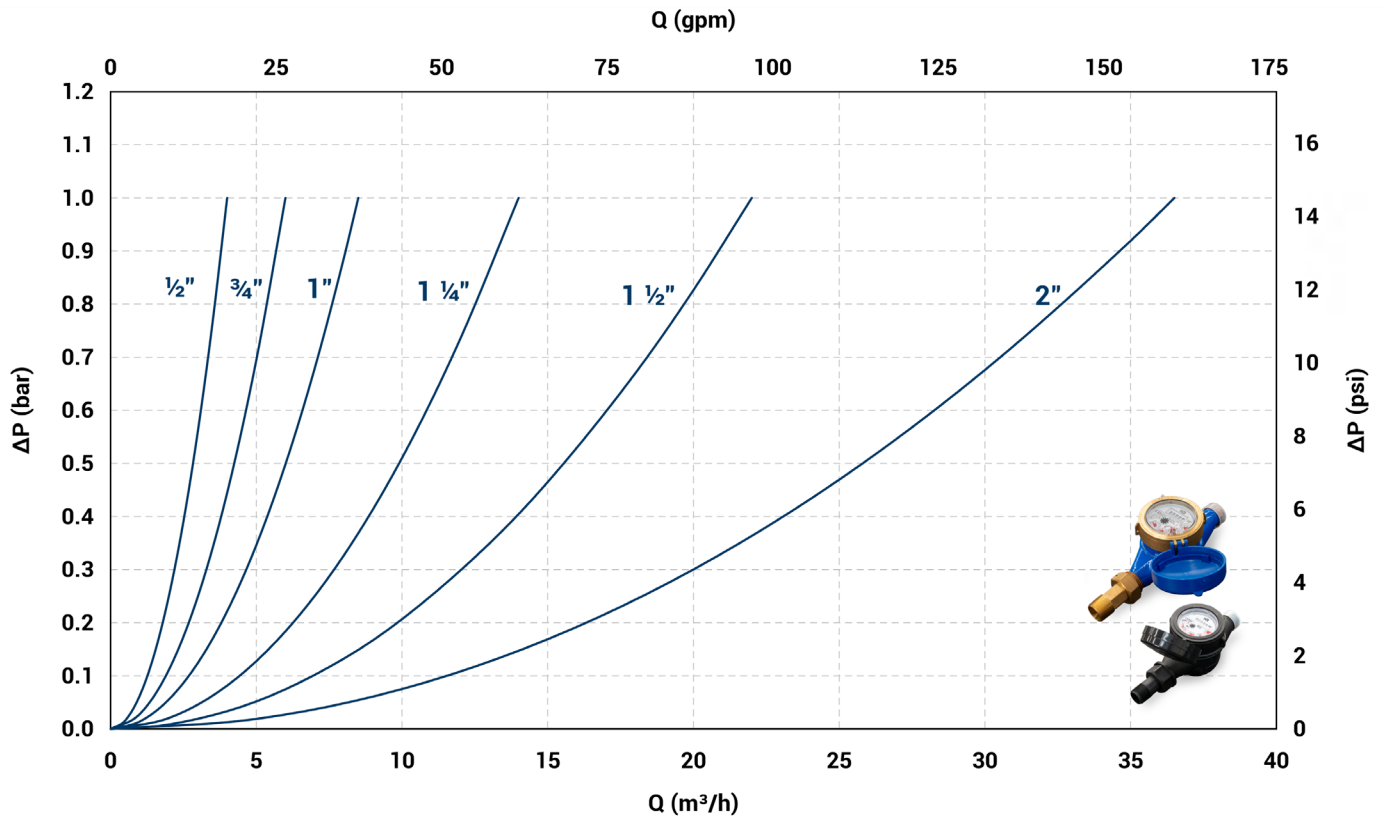
*8" Model DIN 2576 flange, max. working pressure 10 bar
 360° rotating dry dial register. Magnetic anti-fraud protection.
 Direct magnetic transmission.

Metrological data

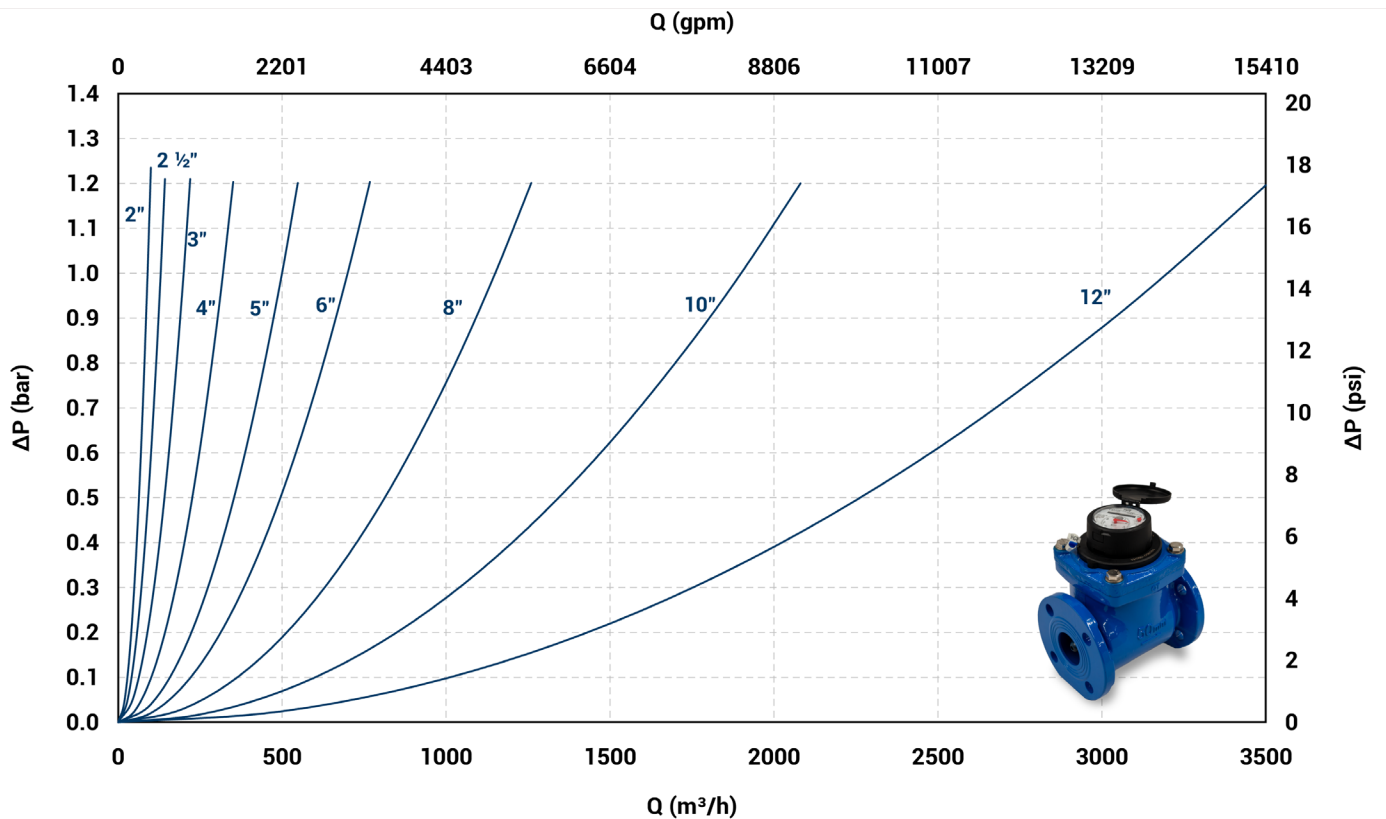
Model	Connection diameter	Overload flow (Q4)	Permanent flow rate (Q3)	Transition flow (Q2)	Min. Flow (Q1)	Dynamic range (Q3/Q1)	Min. readout	Max. readout	Maximum permissible error (Q1<Q<Q2)	Maximum permissible error (Q2<Q<Q4)
	in	m ³	m ³	m ³	m ³		l	m ³	%	%
Multijet Metal	1/2"	3,12	2,5	0,04	0,025	R100H / R50V	0,05	99.999,99	±5%	±2%
	3/4"	5	4	0,063	0,04	R100H / R50V	0,05	99.999,99	±5%	±2%
	1"	7,87	6,3	0,1	0,063	R100H / R50V	0,05	99.999,99	±5%	±2%
	1 1/4"	12,5	10	0,16	0,1	R100H / R50V	0,05	99.999,99	±5%	±2%
	1 1/2"	20	16	0,25	0,16	R100H / R50V	0,5	99.999,99	±5%	±2%
	2"	31,25	25	0,4	0,25	R100H / R50V	0,5	99.999,99	±5%	±2%
Multijet Plastic	1/2"	3,12	2,5	0,04	0,025	R100H / R50V	0,05	99.999,99	±5%	±2%
	3/4"	5	4	0,063	0,04	R100H / R50V	0,05	99.999,99	±5%	±2%
	1"	7,87	6,3	0,1	0,063	R100H / R50V	0,05	99.999,99	±5%	±2%
	1 1/4"	12,5	10	0,16	0,1	R100H / R50V	0,05	99.999,99	±5%	±2%
	1 1/2"	20	16	0,25	0,16	R100H / R50V	0,5	99.999,99	±5%	±2%
	2"	31,25	25	0,4	0,25	R100H / R50V	0,5	99.999,99	±5%	±2%
Woltman	2"	50	40	0,8	0,5	R80	0,5	9.999.999,99	±5%	±2%
	2 1/2"	78,75	63	1,26	0,79	R80	0,5	9.999.999,99	±5%	±2%
	3"	78,75	63	1,26	0,79	R80	0,5	9.999.999,99	±5%	±2%
	4"	125	100	2	1,25	R80	0,5	9.999.999,99	±5%	±2%
	5"	200	160	3,2	2	R80	0,5	9.999.999,99	±5%	±2%
	6"	312,5	250	5	3,12	R80	5	9.999.999,99	±5%	±2%
	8"	500	400	8	5	R80	5	9.999.999,99	±5%	±2%
	10"	787,5	630	12,6	7,87	R80	50	9.999.999,99	±5%	±2%
12"	1.250	1.000	20	12,5	R80	50	9.999.999,99	±5%	±2%	

Head loss graphs (Flow rate vs Pressure)

Multijet

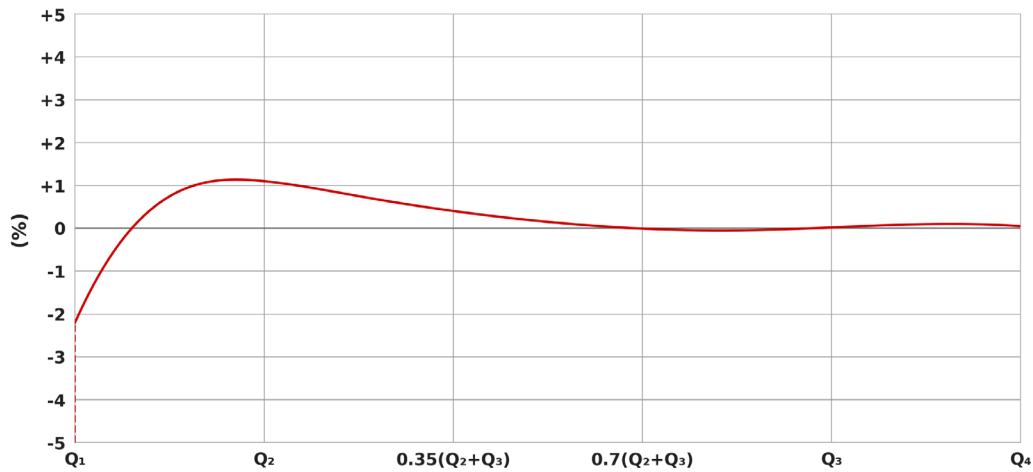


Woltman

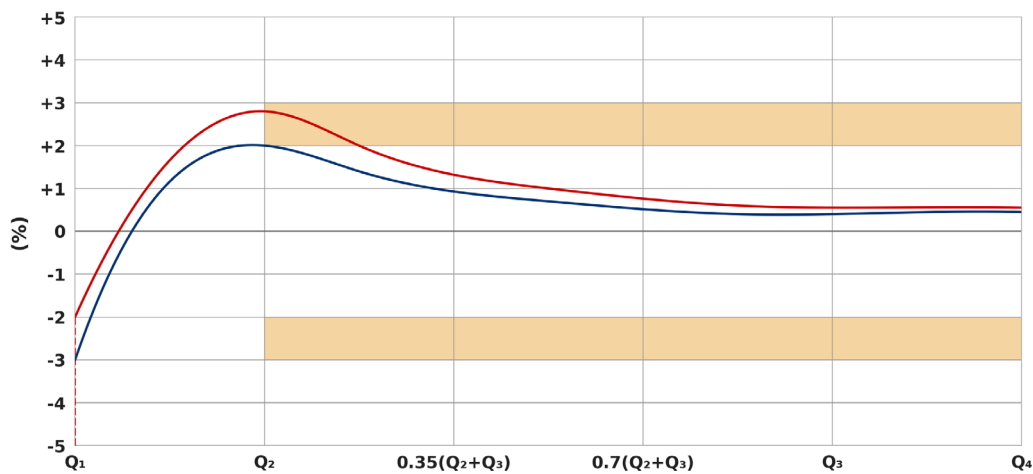


Error curve

Multijet



Woltman




Related products



AZUD VORA



AZUD HELIX
AUTOMATIC 200



AZUD FLUXAR

