

# REPLACEMENT BLADE INSTRUCTIONS



**Manufacturer:**

Jonard Tools®

**Product Name:**

Jonard Tools® CST-4000 Round Cable Stripper & Ring Tool (19 mm - 40 mm)

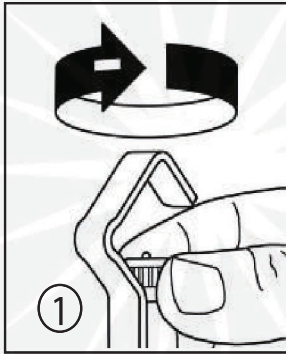
**Manufacturer Part Number:**

CST-4000

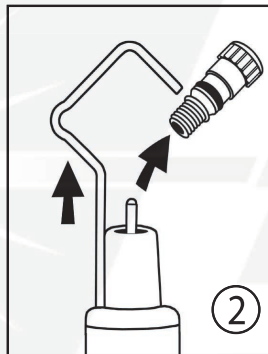
▶ [Click here for more details on the Jonard Tools® CST-4000 Round Cable Stripper & Ring Tool \(19 mm - 40 mm\)](#)

## Replacement Blade CST-7915 For Round Cable Stripper

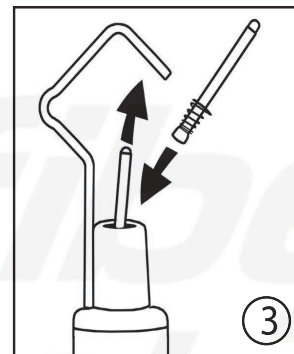
### INSTRUCTIONS:



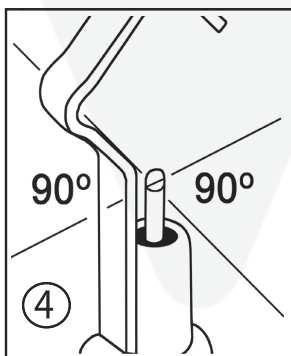
1) Twist the blade holder counter clockwise




2) Remove the blade holder



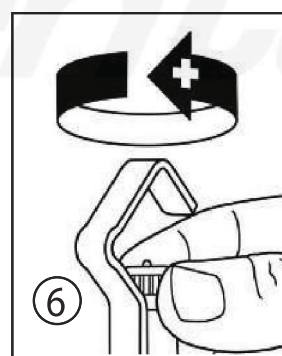
3) Remove the used blade



4) Insert the new blade 90° to the cable retainer



5) Insert the blade holder



6) Twist the blade holder clock-wise to secure the blade

**Contact the professionals at Fiber Optic Center for a quote or to get more details.**

[focenter.com](http://focenter.com) • 508-992-6464 | (800) 473-4237 • [sales@focenter.com](mailto:sales@focenter.com)

23 Centre Street • New Bedford, MA 02740 USA

Product specifications and data are subject to change without notice. FOC last update 12/24/2025.