

INSTRUCTION MANUAL

**Manufacturer:**

Jonard Tools®

Product Name:

Jonard Tools FCC-250 2.5mm Ferrule Cleaner for FC, SC & ST Connector

Manufacturer Part Number:

FCC-250

▶ Click here for more details on the Jonard Tools FCC-250 2.5mm Ferrule Cleaner for FC, SC & ST Connector



JONARD TOOLS®

MADE FOR LIFE®

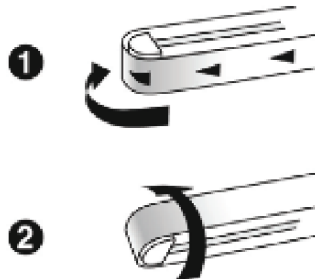
FCC Fiber Cleaners Instruction Manual

The Jonard Tools FCC-120, FCC-125 and FCC-250 quick click ferrule end face cleaners are designed to provide exceptional cleaning performance.

- The blue tipped **FCC-250** cleans FC, SC, and ST connectors beyond the critical fiber core area and cleans deep into the contact area of the bulkhead adapter or connectors on fiber optic cables
- The orange tipped **FCC-125** does the same for LC and MU connectors
- The white tipped **FCC-120** does the same for MPO connectors
- The tethered dustcap provides protection for the micro fiber cleaning fabric and is an adapter for connector end face cleaning
- They feature a patented 360 degree rotational tip for extra wide cleaning
- Easy one push operation
- Extendable nozzle providing an additional 1.5 inches (for a nozzle length of 4 inches) to aid in accessing deep ports or crowded access panels
- All these cleaners use a non-woven micro fiber that is lint free and provides 800+ cleanings (FCC-120 provides 500+ cleanings)
- The outer body is made from static dissipative material for safe ESD work

PATENTED CLEANING TECHNOLOGY

1. Slide-Guide™ non-slip micro tape feeder guarantees high reliability
2. Dual Rotational tip provides quick, repeatable and superior ferrule end face cleaning



Contact the professionals at Fiber Optic Center for a quote or to get more details.

focenter.com • 508-992-6464 | (800) 473-4237 • sales@focenter.com

23 Centre Street • New Bedford, MA 02740 USA

Data is subject to change without notice. FOC last update 1/15/2026.

EASY TO USE

For bulkhead applications:

- Remove the end cap
- Insert end into bulkhead and push forward
- When you hear the audible “click” sound cleaning is complete
- For tight spaces you can extend the nozzle forward with the slide button on the body of the tool




To Clean End Faces:

- Open the top of the cap exposing the connector adapter
- Insert connector into adapter and pull connector towards the tool until you hear an audible “click”
- The cleaning process is now complete




ACTUAL CLEANING RESULTS

Competitor
(at 200x)



Jonard Fiber Cleaners
(at 200x)



Contact the professionals at Fiber Optic Center for a quote or to get more details.

focenter.com • 508-992-6464 | (800) 473-4237 • sales@focenter.com

23 Centre Street • New Bedford, MA 02740 USA

Data is subject to change without notice. FOC last update 1/15/2026.