

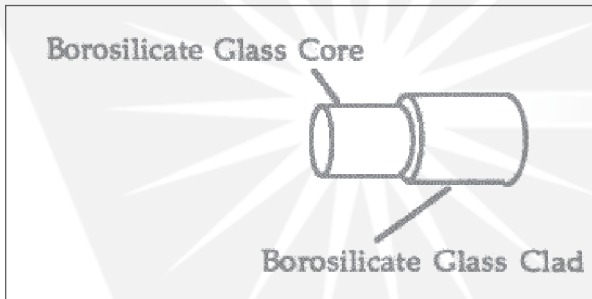
RECOGNIZED WORLD LEADER IN FIBER OPTIC TECHNOLOGY
 QUALITY FIBER COMPONENTS, EQUIPMENT, & SUPPLIES

Product Data Sheet

Page 1 of 3

Borosilicate Fiber Optics

Romack Inc.



Characteristics

- 0.55NA (33° 1/2 angle) Nominal (other NAs available)
- 50µm Fiber Diameter Standard (other sizes available)
- Core / clad ratio 83%
- Bend radius – 300x clad diameter
- Operating temperature to -40 to +100°C
- Sheathing - many options

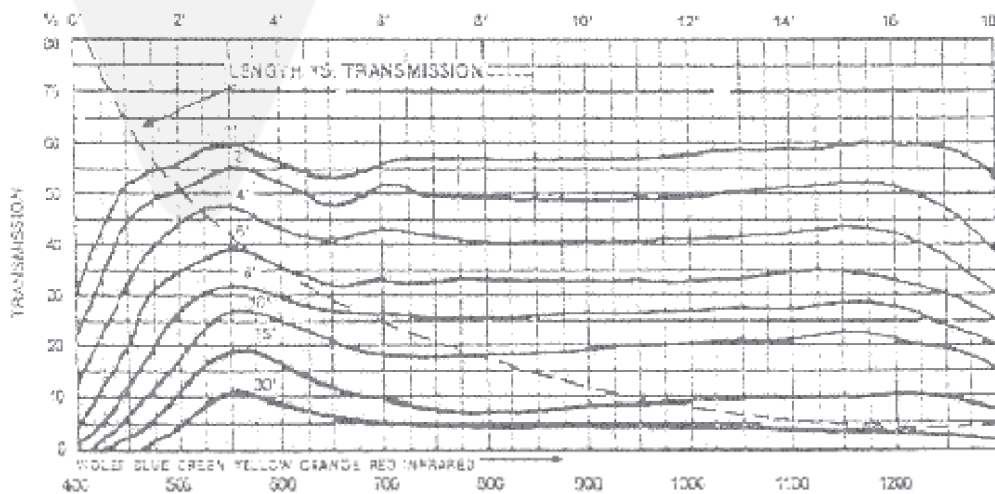
Note: This fiber is sold in bundle format only, and can have virtually all end fitting installed, including custom fittings.

Properties

- Step index profile
- Borosilicate construction
- NA 0.55 to 0.66
- -40°C to +275°C operation
- High core-to-clad ratios
- Transmits from 400 to 1300 nm

Applications

- Spectroscopy
- Illumination
- Sensors
- Microscopy
- Medical
- Efficient bundles and arrays



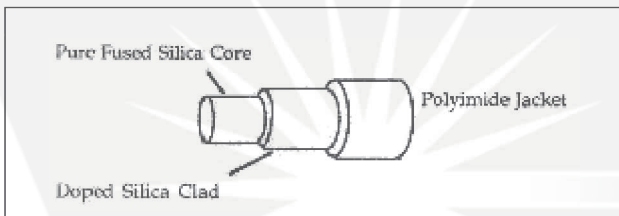
Fiber Optic Center, Inc. MAKES NO EXPRESS OR IMPLIED WARRANTIES OF MERCHANTABILITY, FITNESS OR OTHERWISE, with respect to its products. In addition, while the information herein is believed to be reliable, no warranty is expressed or implied regarding the accuracy of the data or the results to be obtained from the use thereof. All recommendations or suggestion for use are made without guarantee – inasmuch as conditions of use are beyond our control. The properties given are typical values, and are not intended for use in preparing specifications. Users should make their own test to determine the suitability of this product for their own purposes.

RECOGNIZED WORLD LEADER IN FIBER OPTIC TECHNOLOGY
 QUALITY FIBER COMPONENTS, EQUIPMENT, & SUPPLIES

Product Data Sheet

Page 2 of 3

Silica / Silica Fiber Optics



Characteristics

- 0.22NA (12.7° 1/2 angle) ±.02
- Core / clad diameters ±2%
- Jacket diameter ±5µm
- Bend radius – 300x clad diameter
- Proof test to 70KPSI
- Operating temperature -190° to +385°C

Properties

- Step index profile
- Silica core / Silica clad
- 0.22 NA
- -190°C to +385°C operation
- High core-to-clad ratios
- Transmits from 180 to 2400 nm
- Laser power – 1.3KW / mm2 CW at 1.06µm, up to 10 J – Pulsed

Applications

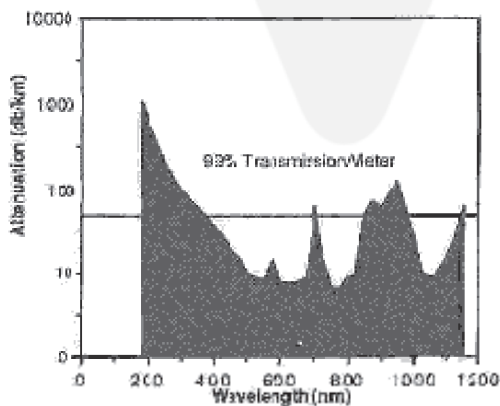
- Spectroscopy
- Laser delivery
- Sensors
- High temperatures
- High VAC environments
- Efficient bundles and arrays

Core	Clad	Jacketing (um)
50	55	66
100	110	125
200	220	243
200	240	280
320	385	415
400	440	465
600	660	685

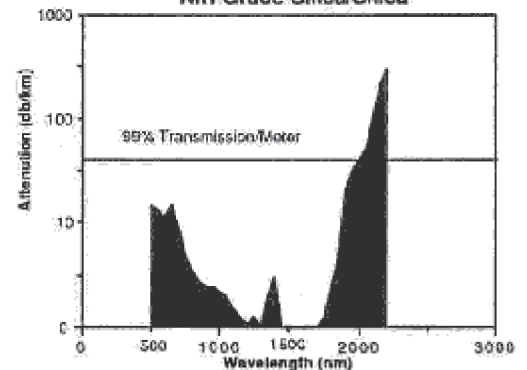
Notes:

- To order the fiber sizes shown, add FUP prefix to denote UV / VIS grade (high OH) material and FIP to denote VIS / NIR material
- Other sizes, NAs, jacketing available

UV Grade Silica/Silica



NIR Grade Silica/Silica

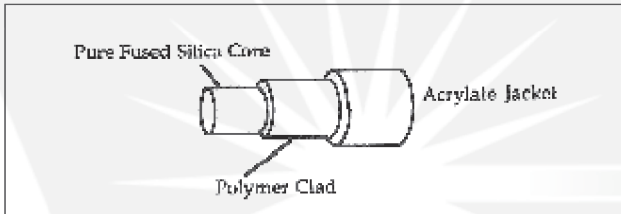


RECOGNIZED WORLD LEADER IN FIBER OPTIC TECHNOLOGY
 QUALITY FIBER COMPONENTS, EQUIPMENT, & SUPPLIES

Product Data Sheet

Page 3 of 3

UV Grade PCS / Silica Fiber Optics



Characteristics

- 0.38NA (22.9° 1/2 angle) Nominal
- Core / clad diameters $\pm 2\%$
- Jacket diameter $\pm 5\mu\text{m}$
- Bend radius – 100x clad diameter
- Proof test to 70KPSI
- Operating temperature -40 to +100°C

Properties

- Step index profile
- Silica core / Silica clad
- 0.38 NA
- -40°C to +100°C operation
- High core-to-clad ratios
- Transmits from 200 to 2400 nm
- Laser power – 1.3KW / mm² CW at 1.06 μm , up to 10 J – Pulsed

Applications

- Spectroscopy
- Laser delivery
- Sensors
- High temperatures
- Medical
- Efficient bundles and arrays

Core

100
200
210
400
600
1000

Clad

200
230
230
500
700
1100

Jacketing (um)

270
370
270
600
800
1200

Notes:

- To order the fiber sizes shown, add FUP prefix to denote UV / VIS grade (high OH) material and FIP to denote VIS / NIR material
- Other sizes, NAs, jacketing available

