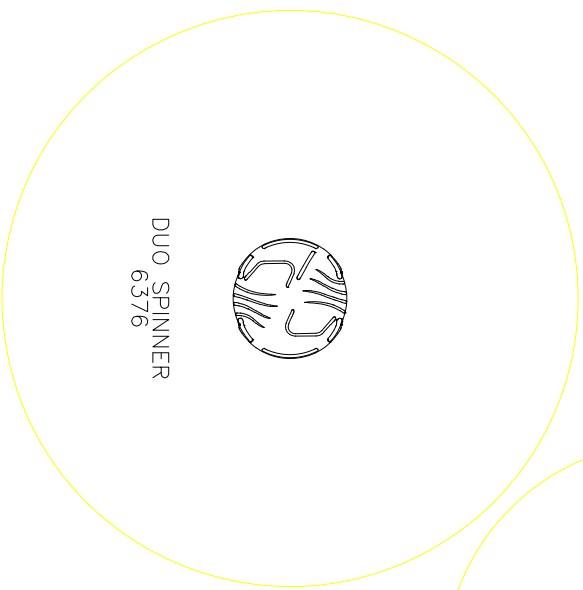
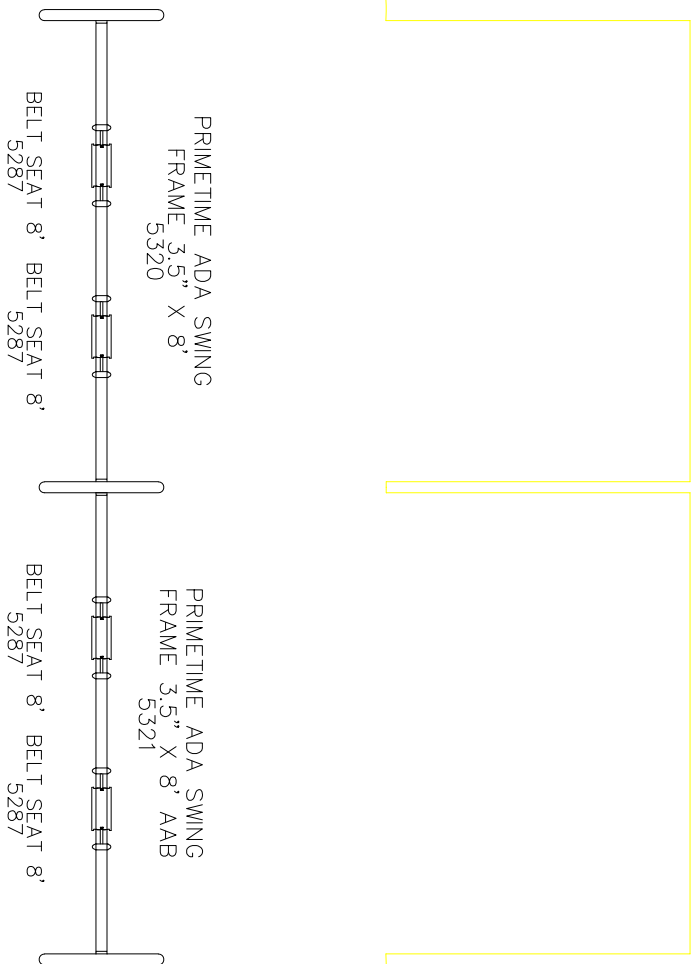


DUO ROCKER
6377



DUO SPINNER
6376




PRIME TIME ADA SWING
FRAME 3.5" X 8"
5320

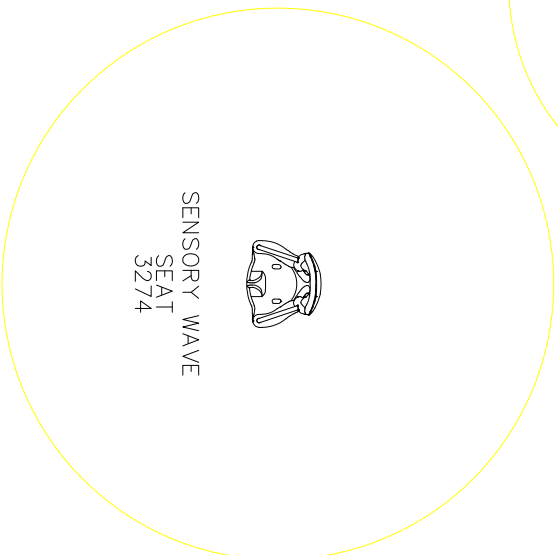
BELT SEAT 8' 5287

PRIME TIME ADA SWING
FRAME 3.5" X 8" AAB
5321

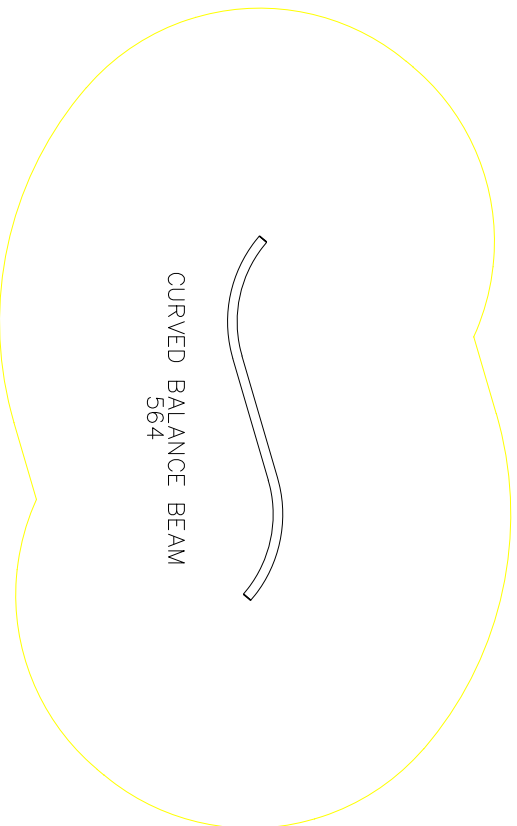
BELT SEAT 8' 5287



SENSORY DOME
(SMALL)
6255



SENSORY WAVE
SEAT
3274



CURVED BALANCE BEAM
564

Minimum Area Required:

This play equipment is recommended for children ages

IMPORTANT: Soft resilient surfacing should be placed in the use zones of all equipment, as specified for each type of equipment, and at depths to meet the critical fall heights as specified by the U.S. consumer Product Safety Commission, ASTM standard F 1487 and Canadian Standard CAN/CSA-Z-614



150 Hwy/Cou D'Alba, SE
Fort Payne, AL 35967
www.gametime.com



A PLAYCORE COMPANY

PROJECT TITLE:
**FS26007
ACTION MATERIAL**

REPRESENTATIVE:

DRAWING NO:

DRAWN BY:

DATE:

SHEET NO: