

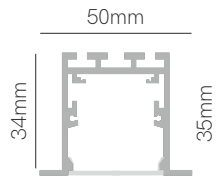
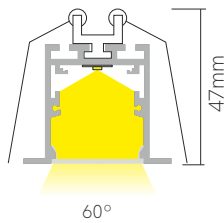
Box 38



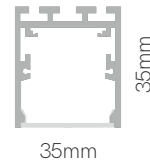
Box 35



40mm x L



*Useful area: 23x20mm.



*Useful area: 23x20mm.



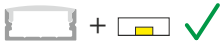
Box 38



Box 35



Compatible led strips.



Technical Information

Max. power	40W/m	40W/m
Installation	Recessed	Surface / Pendant
Material	Aluminium 6063 / 6060	Aluminium 6063 / 6060
Finishes	White / Black / Aluminium	White / Black / Aluminium
Code	<input type="checkbox"/> 38121 <input checked="" type="checkbox"/> 38122 <input type="checkbox"/> 38119 <input checked="" type="checkbox"/> Custom RAL	<input type="checkbox"/> 35121 <input checked="" type="checkbox"/> 35122 <input type="checkbox"/> 35119 <input checked="" type="checkbox"/> Custom RAL

ⓘ Consult delivery terms and conditions.

Common accessories

Diffuser PC Transp. 90% <input type="checkbox"/> 20750	Diffuser PC Opal 70% <input type="checkbox"/> 20700	Diffuser PC Black 50% <input type="checkbox"/> 20772	
Joint 180° Metallic <input type="checkbox"/> 20520	Joint 90° Metallic <input type="checkbox"/> 20510	Joint 90° Metallic <input type="checkbox"/> 20540	Joint 120° Metallic <input type="checkbox"/> 20530

Box 38 accessories

End Cap <input type="checkbox"/> 38621 <input checked="" type="checkbox"/> 38622 <input type="checkbox"/> 38623
Spring Clip Metallic <input type="checkbox"/> 20710

Box 35 accessories

End Cap <input type="checkbox"/> 35621 <input checked="" type="checkbox"/> 35622 <input type="checkbox"/> 35623	Clip Metallic <input type="checkbox"/> 35330	Suspension Kit Metallic <input type="checkbox"/> 20720 (2m)	Base 455x47x28mm
<input type="checkbox"/> 35331	<input checked="" type="checkbox"/> 35332	<input type="checkbox"/> 30W/24VDC on/off	
<input type="checkbox"/> 35361	<input checked="" type="checkbox"/> 35362	<input type="checkbox"/> 60W/24VDC on/off	
<input type="checkbox"/> 35311	<input checked="" type="checkbox"/> 35312	<input type="checkbox"/> 100W/24VDC on/off	
<input type="checkbox"/> 35351	<input checked="" type="checkbox"/> 35352	<input type="checkbox"/> 150W/24VDC on/off	
<input type="checkbox"/> 35731	<input checked="" type="checkbox"/> 35732	<input type="checkbox"/> 30W/24VDC dali	
<input type="checkbox"/> 35761	<input checked="" type="checkbox"/> 35762	<input type="checkbox"/> 60W/24VDC dali	
<input type="checkbox"/> 35711	<input checked="" type="checkbox"/> 35712	<input type="checkbox"/> 100W/24VDC dali	
<input type="checkbox"/> 35751	<input checked="" type="checkbox"/> 35752	<input type="checkbox"/> 150W/24VDC dali	

