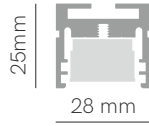
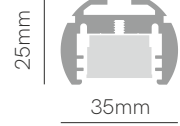


Evo mini

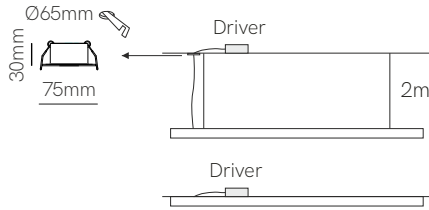


Evo R

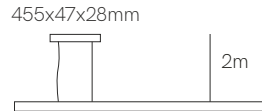


Equipment

Codes **8** and **3** recessed driver



Codes **1** and **7** surface driver



Control accessories:



*Finished luminaire. Includes driver, suspension kit, ceiling suspension, power cable and end caps.

Technical Information

Power	38W / 47W / 56W / 74W
Lumens	3.458 lm - 8.954 lm
Installation	Surface / Pendant
Material	Aluminium 6063
PCB	Rigid

Code	Diffuser (Angle)	Size (Power)	CCT (lm/W)	Driver	Colour
Evo mini recessed 8	Black Slats (60°) N	1.170mm (38W) 2	2.700K (91-104 lm/W) 2	On / Off 1	<input type="checkbox"/> White (9003) 1
	White Slats (60°) P	1.450mm (47W) 3	3.000K (96-109 lm/W) 3	Dali 2	<input checked="" type="checkbox"/> Black (9005) 2
Evo mini surface 1		1.730mm (56W) 4	4.000K (103-121 lm/W) 4	Push 3 ⓘ	<input checked="" type="checkbox"/> Custom RAL
Evo r recessed 3		2.290mm (74W) 6	2.700-6.500K (95-105 lm/W) 9	Casambi 5	
				Tuya 7	
Evo r surface 7					

Code:



ⓘ Consult delivery terms and conditions.

*Create your code according to your preferences. CCT 2.700-6.500K only works with driver 5 Casambi and 7 Tuya.

