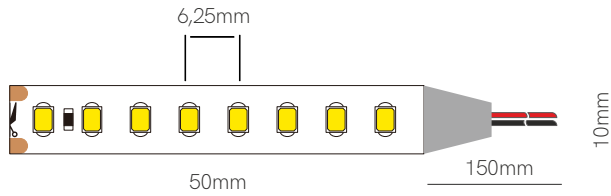
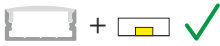


Fine 48



1,5mm | IP20

Compatible profiles.



Technical Information

V / A / W

24V / 0,2A / 5W/m

Code	Code	Lumens/w	Lumens/m	CCT	IP
	48220	110 lm/w	550 lm/m	2200K	IP20
	48270	120 lm/w	600 lm/m	2700K	IP20
	48300	130 lm/w	650 lm/m	3000K	IP20
	48400	135 lm/w	675 lm/m	4000K	IP20
	48225	110 lm/w	550 lm/m	2200K	IP65
	48275	120 lm/w	600 lm/m	2700K	IP65
	48305	130 lm/w	650 lm/m	3000K	IP65
	48405	135 lm/w	675 lm/m	4000K	IP65

Accessories



End Cap
○ 20635



End Cap
○ 20625



Joint
13,8x11,55x3,9mm
■ 20220



Joint
13,55x11,67x4,7mm
■ 20120




Joint
24,3x14,6x7,7mm
■ 20225



Joint
24,3x14,6x7,7mm
■ 20125

*Available in reel of 10 meters. Accessories pages 317-319.



5 YEARS WARRANTY

5 W/m

160 LED/m

CRI ≥90

III

24 VDC

50mm



LM-80

2835