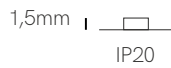
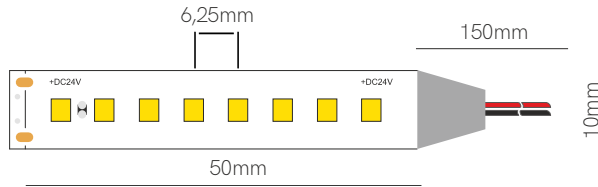
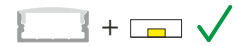


Fine 61



Compatible profiles.



Technical Information

V / A / W

24V / 0,62A / 15W/m

Code	Lumens/w	Lumens/m	CCT	IP
61270	110 lm/w	1.650 lm/m	2700K	IP20
61300	115 lm/w	1.725 lm/m	3000K	IP20
61400	120 lm/w	1.800 lm/m	4000K	IP20
61600	125 lm/w	1.875 lm/m	6000K	IP20
61275	110 lm/w	1.650 lm/m	2700K	IP65
61305	115 lm/w	1.725 lm/m	3000K	IP65
61405	120 lm/w	1.800 lm/m	4000K	IP65
61605	125 lm/w	1.875 lm/m	6000K	IP65

Accessories



End Cap
○ 20635



End Cap
○ 20625



Joint
13,8x11,55x3,9mm
■ 20220



Joint
13,55x11,67x4,7mm
■ 20120



Joint
24,3x14,6x7,7mm
■ 20225



Joint
24,3x14,6x7,7mm
■ 20125

*Available in reel of 5 or 25 meters. Accessories pages 317-319.



5 YEARS WARRANTY

15 W/m

160 LED/m

CRI ≥90



24 VDC

50mm



LM-80

