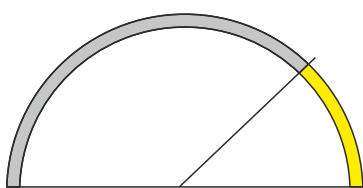


# Zero design

## Zero 45°

Code	Diffuser (Angle)	Size (Power)	CCT (lm/W) - Power/m	Voltage	Colour
Code <b>Z</b>	Opal (100°) <b>1</b>	800mm (7W) <b>1</b>	<b>2.700K</b> (66 lm/w) - 22W/m <b>2</b>	24VDC <b>0</b>	○ White (9003) <b>1</b>
		1.500mm (13W) <b>4</b>	<b>3.000K</b> (72 lm/w) - 22W/m <b>3</b>		● Black (9005) <b>2</b>
		3.000mm (26W) <b>7</b>	<b>4.000K</b> (78 lm/w) - 22W/m <b>4</b>		① ● Matt Gold <b>4</b>
			<b>CCT</b> (70 lm/w) - 22W/m <b>9</b>		① ● Silver <b>5</b>
					① 🌈 Custom RAL

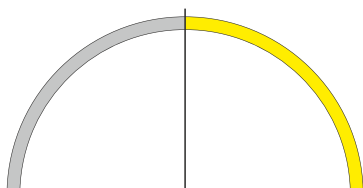


800 - 1.500 - 3.000mm  
Tolerance ±10%

Code: **Z** **1**     **0**    

## Zero 90°

Code	Diffuser (Angle)	Size (Power)	CCT (lm/W) - Power/m	Voltage	Colour
Code <b>Z</b>	Opal (100°) <b>1</b>	800mm (14W) <b>2</b>	<b>2.700K</b> (66 lm/w) - 22W/m <b>2</b>	24VDC <b>0</b>	○ White (9003) <b>1</b>
		1.500mm (26W) <b>5</b>	<b>3.000K</b> (72 lm/w) - 22W/m <b>3</b>		● Black (9005) <b>2</b>
			<b>4.000K</b> (78 lm/w) - 22W/m <b>4</b>		① ● Matt Gold <b>4</b>
			<b>CCT</b> (70 lm/w) - 22W/m <b>9</b>		① ● Silver <b>5</b>
					① 🌈 Custom RAL




800 - 1.500mm  
Tolerance ±10%

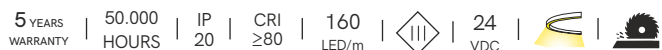
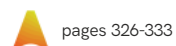
Code: **Z** **1**     **0**    

① Consult delivery terms and conditions.

\*Create your luminaire according to your preferences.



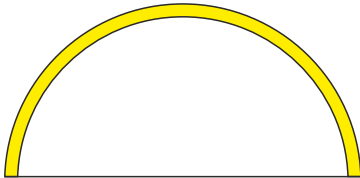
Control accessories: **tuya** page 327





## Zero 180°

Code	Diffuser (Angle)	Size (Power)	CCT (lm/W) - Power/m	Voltage	Colour
Code <b>Z</b>	Opal (100°) <b>1</b>	800mm (28W) <b>8</b>	2.700K (66 lm/w) - 22W/m <b>2</b>	24VDC <b>0</b>	○ White (9003) <b>1</b>
		1.500mm (52W) <b>9</b>	3.000K (72 lm/w) - 22W/m <b>3</b>		● Black (9005) <b>2</b>
			4.000K (78 lm/w) - 22W/m <b>4</b>		① ● Matt Gold <b>4</b>
			CCT (70 lm/w) - 22W/m <b>9</b>		① ● Silver <b>5</b>
					① 🌈 Custom RAL



800 - 1.500mm  
Tolerance ±10%

Code: **Z 1**    **0**

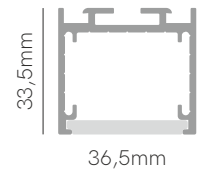
## Zero line

Code	Diffuser (Angle)	Size (Power)	CCT (lm/W) - Power/m	Voltage	Colour
Code <b>Z</b>	Opal (100°) <b>1</b>	2.500mm (55W) <b>0</b>	2.700K (66 lm/w) - 22W/m <b>2</b>	24VDC <b>0</b>	□ White (9003) <b>1</b>
			3.000K (72 lm/w) - 22W/m <b>3</b>		■ Black (9005) <b>2</b>
			4.000K (78 lm/w) - 22W/m <b>4</b>		① ■ Matt Gold <b>4</b>
			CCT (70 lm/w) - 22W/m <b>9</b>		① ■ Silver <b>5</b>
					① 🌈 Custom RAL



2.500mm

Code: **Z 1**    **0**



① On demand.

\*Create your code according to your preferences. CCT 2.700-5.500K only works with driver Casambi and Tuya..

### Accessories (pages 176-179)



- End Cap
- 40631
- 40632
- 40634
- 40635



- Suspension Kit Metallic (2m)
- 34720
- 34721
- 34722



- Ceiling suspension
- 40430



- Kit Joint Metallic
- 40490
- 40491
- 40492




- Power supplies (pages 340-341)

Control accessories pages 294-307.

① Consult delivery terms and conditions.

\*Create your luminaire according to your preferences.



5 YEARS WARRANTY | 50.000 HOURS | IP 20 | CRI ≥80 | 160 LED/m | | 24 VDC | | Zero line 3,37m Max

## Zero Design



Base Ø330x41mm

<input type="radio"/> Z12411	<input checked="" type="radio"/> Z12412	240W/24VDC ON/OFF
<input type="radio"/> Z12421	<input checked="" type="radio"/> Z12422	200W/24VDC DALI
<input type="radio"/> Z12431	<input checked="" type="radio"/> Z12432	240W/24VDC PUSH
<input type="radio"/> Z12451	<input checked="" type="radio"/> Z12452	240W/24VDC CASAMBI
<input type="radio"/> Z12471	<input checked="" type="radio"/> Z12472	240W/24VDC TUYA



Base Ø280x41mm

<input type="radio"/> Z11511	<input checked="" type="radio"/> Z11512	150W/24VDC ON/OFF
<input type="radio"/> Z11521	<input checked="" type="radio"/> Z11522	120W/24VDC DALI
<input type="radio"/> Z11531	<input checked="" type="radio"/> Z11532	150W/24VDC PUSH
<input type="radio"/> Z11551	<input checked="" type="radio"/> Z11552	150W/24VDC CASAMBI
<input type="radio"/> Z11571	<input checked="" type="radio"/> Z11572	150W/24VDC TUYA



Base Ø250x41mm

<input type="radio"/> Z11011	<input checked="" type="radio"/> Z11012	75W/24VDC ON/OFF
<input type="radio"/> Z11021	<input checked="" type="radio"/> Z11022	75W/24VDC DALI
<input type="radio"/> Z11031	<input checked="" type="radio"/> Z11032	75W/24VDC PUSH
<input type="radio"/> Z11051	<input checked="" type="radio"/> Z11052	75W/24VDC CASAMBI
<input type="radio"/> Z11071	<input checked="" type="radio"/> Z11072	75W/24VDC TUYA

## Power supplies linear box



Base 455x47x28mm

<input type="checkbox"/> 35331	<input checked="" type="checkbox"/> 35332	30W/24VDC on/off
<input type="checkbox"/> 35361	<input checked="" type="checkbox"/> 35362	60W/24VDC on/off
<input type="checkbox"/> 35311	<input checked="" type="checkbox"/> 35312	100W/24VDC on/off
<input type="checkbox"/> 35351	<input checked="" type="checkbox"/> 35352	150W/24VDC on/off
<input type="checkbox"/> 35731	<input checked="" type="checkbox"/> 35732	30W/24VDC dali
<input type="checkbox"/> 35761	<input checked="" type="checkbox"/> 35762	60W/24VDC dali
<input type="checkbox"/> 35711	<input checked="" type="checkbox"/> 35712	100W/24VDC dali
<input type="checkbox"/> 35751	<input checked="" type="checkbox"/> 35752	150W/24VDC dali