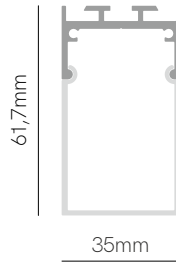
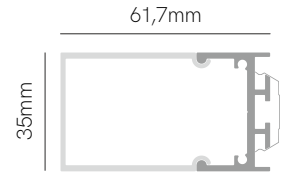


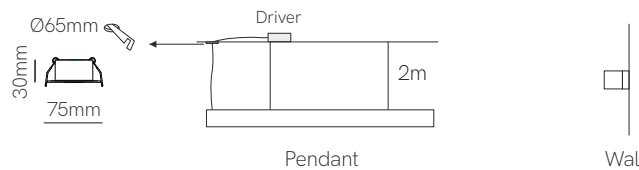
Lift



Lift wall



Equipment



\*Finished luminaire.  
Includes power cable and end caps.

Control accessories: page 327

pages 326-333

pages 334-335



Technical Information

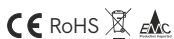
Power	33W / 42W / 51W / 59W - 16W / 27W / 35W
Lumens	1.980 lm - 9.440 lm / 1.600 lm - 3.850 lm
Installation	Pendant / Wall

Material	Aluminium and polycarbonate
PCB	Pendant: Rigid / Wall: Flex

Code	Diffuser (Angle)	Size (Power)	CCT (lm/W)	Driver	Colour
Pendant <b>6</b>	Opal (135°) <b>6</b>	1.130mm (33W) <b>3</b>	<b>2.700K</b> (150 lm/W) <b>2</b>	On / Off <b>1</b>	<input type="checkbox"/> White (9003) <b>1</b>
		1.420mm (42W) <b>4</b>	<b>3.000K</b> (155 lm/W) <b>3</b>	Dali <b>2</b>	<input checked="" type="checkbox"/> Black (9005) <b>2</b>
		1.700mm (51W) <b>5</b>	<b>4.000K</b> (160 lm/W) <b>4</b>	Push <b>3</b>	
		1.970mm (59W) <b>6</b>	<b>RGB-W</b> (60 lm/W) <b>8</b>	Casambi <b>5</b>	
			<b>2.700-5.500K</b> (100 lm/W) <b>9</b>	Tuya <b>7</b>	

Code	Diffuser (Angle)	Size (Power)	CCT (lm/W)	Driver	Colour
Wall <b>6</b>	Opal (135°) <b>0</b>	520mm (16W) <b>1</b>	<b>2.700K</b> (100 lm/W) <b>2</b>	On / Off <b>1</b>	<input type="checkbox"/> White (9003) <b>1</b>
		895mm (27W) <b>2</b>	<b>3.000K</b> (105 lm/W) <b>3</b>		<input checked="" type="checkbox"/> Black (9005) <b>2</b>
		1.145mm (35W) <b>3</b>	<b>4.000K</b> (110 lm/W) <b>4</b>		

Code: **6**



Consult delivery terms and conditions.

\*Create your code according to your preferences. RGB-W and CCT 2.700-5.500K only works with driver 5 Casambi and 7 Tuya.

