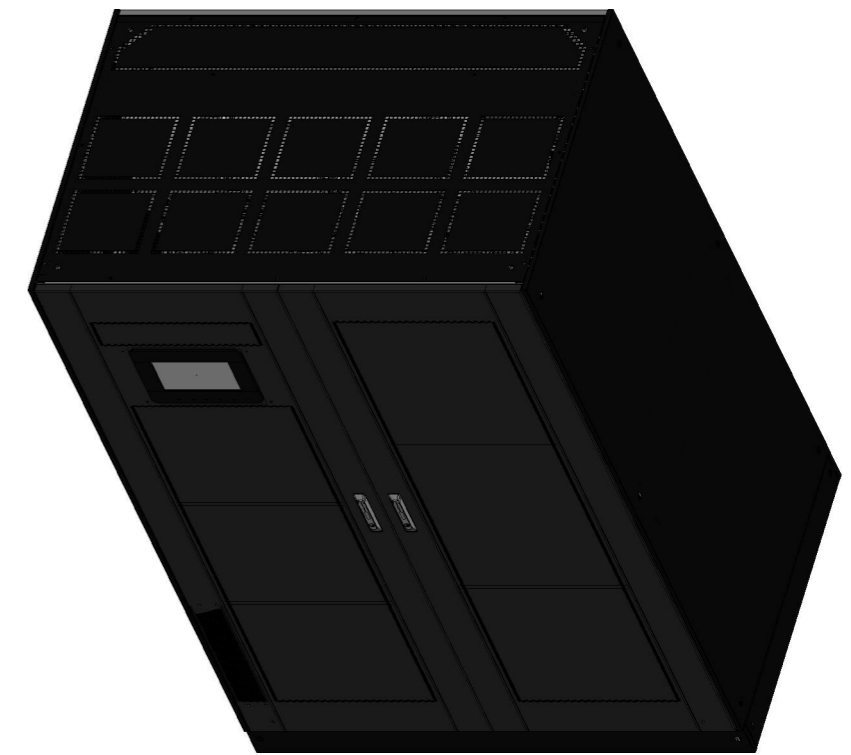

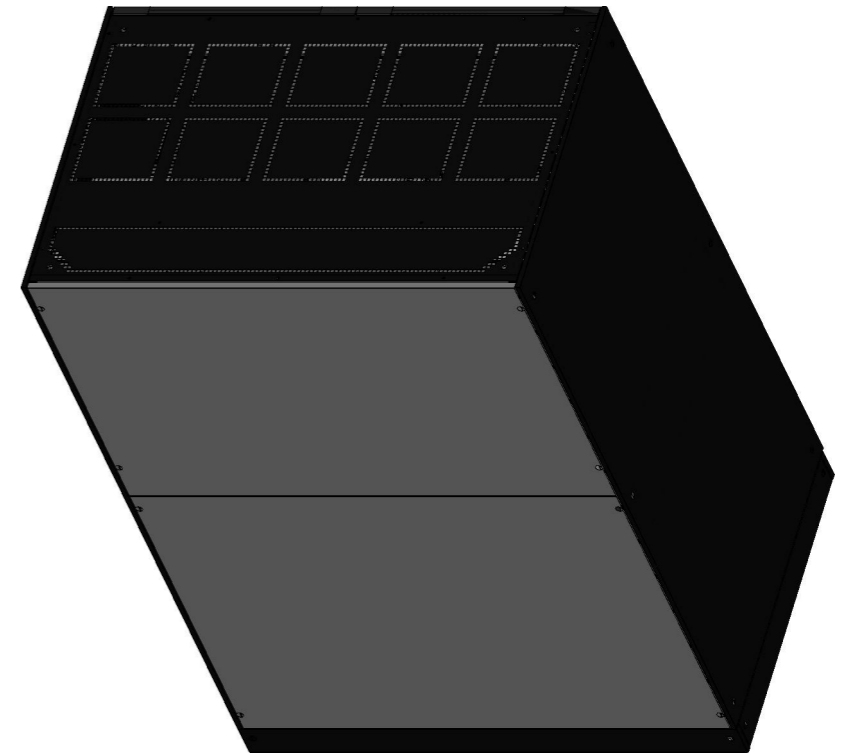
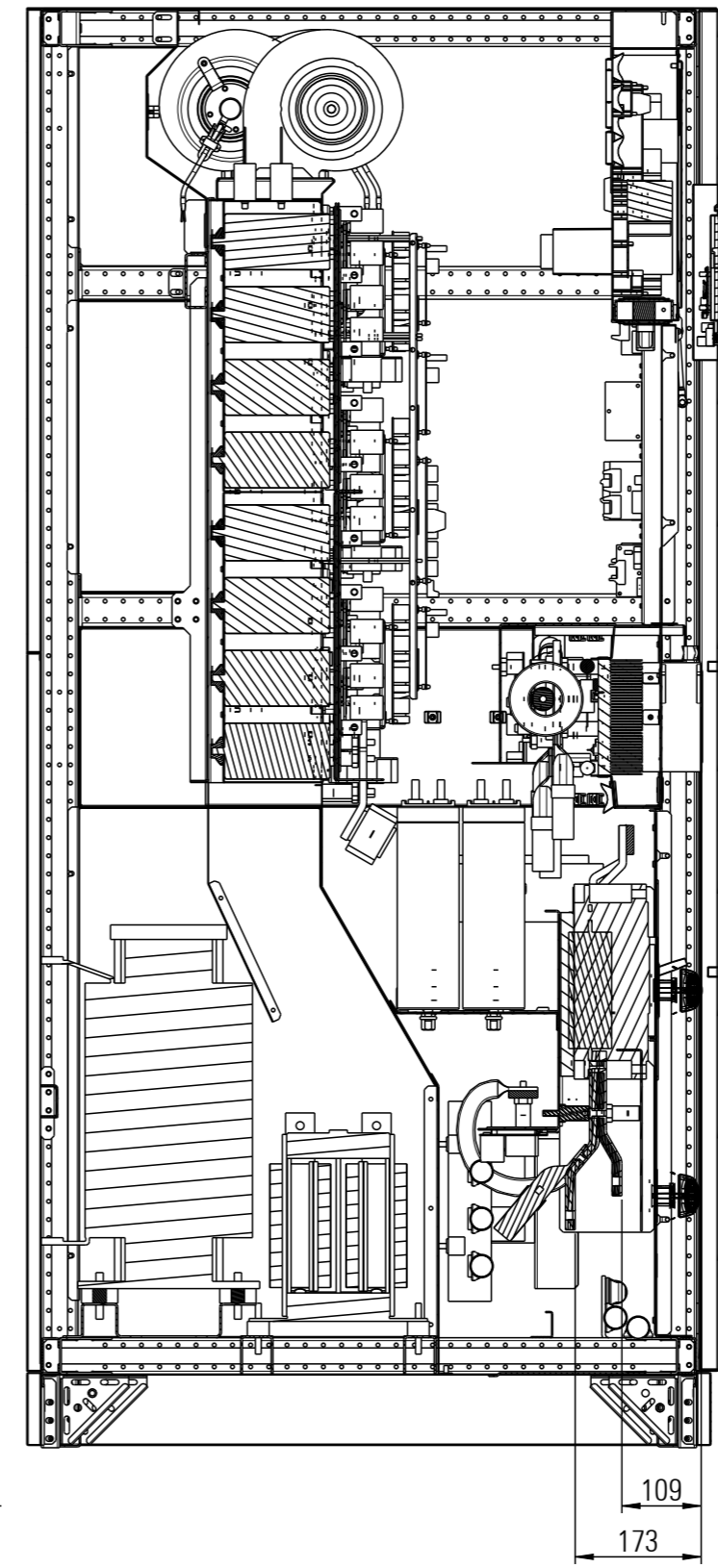
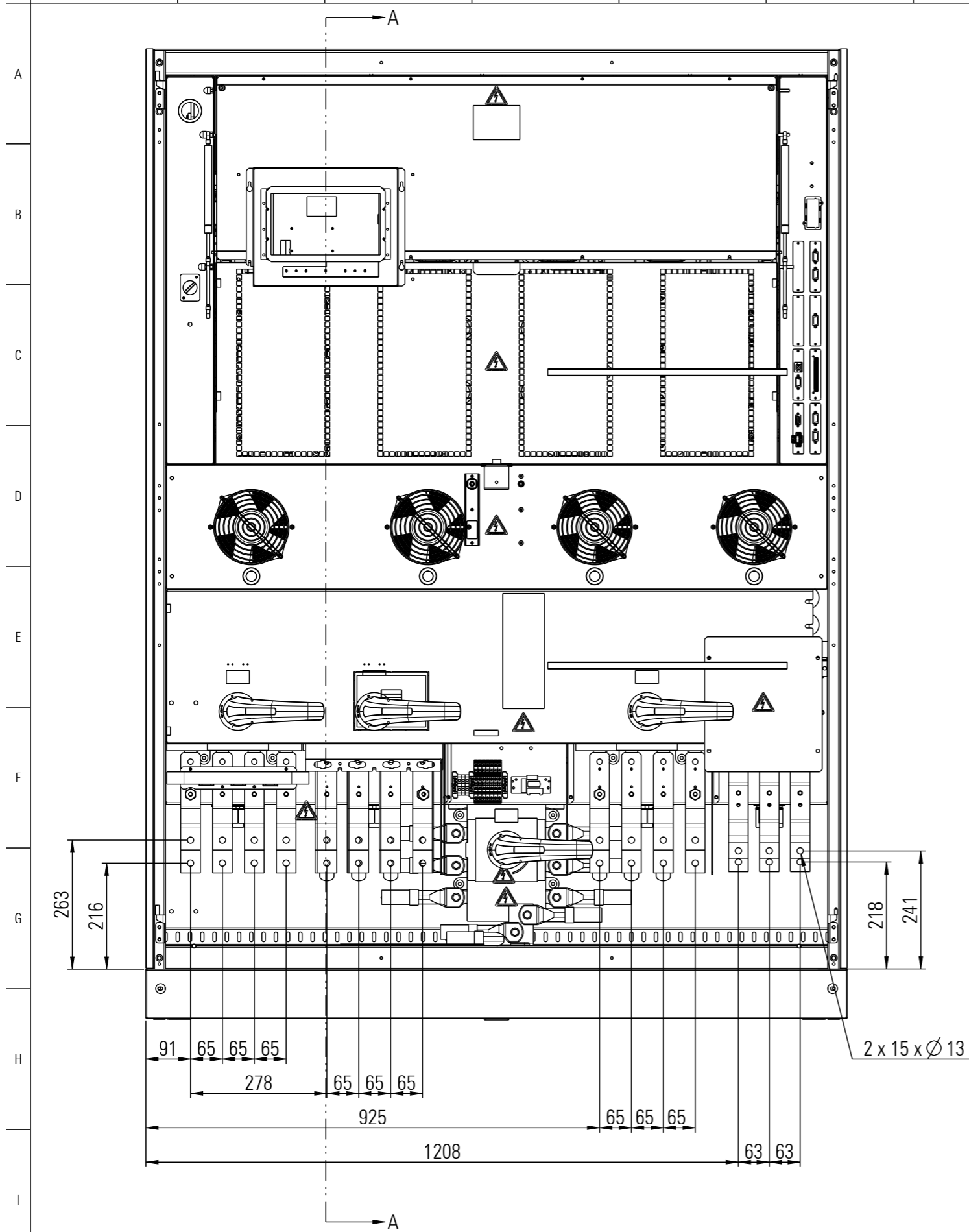


4 x (Ø 13 FLOOR FIXATION)



MATERIAL				CUT TOLERANCES	FOLD TOLERANCES
COATING				< 100mm: ±0.1mm	< 500mm: ±0.5mm
MATERIAL	THICKNESS	COLOUR	FINISHING	100 TO < 500mm: ±0.2mm	500 TO < 1000mm: ±1mm
				500 TO < 1000mm: ±0.3mm	> = 1000mm: ±2mm
				> = 1000mm: ±0.5mm	DRILL TOLERANCES
				ANGULAR TOLERANCES	< Ø 6mm: ±0.1mm
				±0.5°	> = Ø 6mm: ±0.2mm

	N° DIAGRAM	
	MA522B02	
PAGE / PAGES	1 / 1	
DRAWN BY JORDI NAVARRO	695KA000009 - SLC-400-XPRT B1 COMMERCIAL VIEWS	
DATE 01/03/2023	FORMAT: A3	E: 3/100 REMARKS:



SECTION A-A

MATERIAL				CUT TOLERANCES	FOLD TOLERANCES
COATING				< 100mm: ± 0.1mm	< 500mm: ± 0.5mm
MATERIAL	THICKNESS	COLOUR	FINISHING	100 TO < 500mm: ± 0.2mm	500 TO < 1000mm: ± 1mm
				500 TO < 1000mm: ± 0.3mm	> = 1000mm: ± 2mm
				> = 1000mm: ± 0.5mm	DRILL TOLERANCES
				ANGULAR TOLERANCES	< Ø 6mm: ± 0.1mm
				± 0.5°	> = Ø 6mm: ± 0.2mm
	N° DIAGRAM				
	MA522B02				
DRAWN BY		PAGE / PAGES		695KA000009 - SLC-400-XPRT B1 COMMERCIAL VIEWS	
JORDI NAVARRO		2 / 1			
DATE		FORMAT: A3		E: 1/10 REMARKS:	
01/03/2023					