

SLC TWIN RT3 4-10 kVA

On-line double conversion tower/rack IoT UPS from 4 kVA to 10 kVA with PF=1

SLC TWIN RT3 4-10 KVA: Efficiency and reliability for the protection of critical data

Salicru's **SLC TWIN RT3** series of uninterruptible power supplies (UPS) ranges from 4 to 10 kVA and offers excellent electrical protection performance for critical server environments. Although the devices are designed to be incorporated into rack cabinets, they include all of the accessories and can be adapted for use in tower format. The models with a rating of 4 kVA and over include a power strip that can be rack-mounted or attached to the body of the UPS if the vertical format is chosen. This strip (also known as a power distribution unit or PDU) maximises the device's electrical connectivity and enables the rapid connection/disconnection of the loads that are to be protected.


Users interact directly with the device via a dot matrix display that highlights important information by placing it in the centre of the screen, unlike traditional LCD screens.

Reliability, power density and immediacy of information are three of the key features that define the **SLC TWIN RT3** series, as they make the biggest contribution to satisfying the demands of today's users.



Applications: Reliability for IT environments

The perfect mode for ensuring productivity in data management. The **SLC TWIN RT3** series provides reliable continuity of operation for IT systems, offering protection for server environments, voice and data networks, ERP systems, CRM solutions, document management, and more.



**NIM
BUS**

salicru

Performances

- On-line double conversion technology.
- Output power factor PF=1.
- Convertible tower/rack format.
- Control panel with adjustable keypad and dot matrix display.
- Backup extensions available.
- Automatic detection of external battery modules via RJ-45.
- Eco-mode operation for increased efficiency.
- Parallel operation for up to 3 units (optional).
- PDU strip included for distribution of output loads.
- 2x 10 A IEC auxiliary outputs.
- Frequency converter function (with and without batteries).
- Choice of 10 languages.
- Native Ethernet port, USB and RS-232 interfaces as standard on all models.
- Monitoring software for Windows, Linux, Unix and Mac (downloadable).
- Rack rails for 400~1000 mm deep cabinets included.
- Smart slot for SNMP/AS400/MODBUS.



Objective: battery conservation

Our devices boast an innovative new system that optimises battery charging. With the aim of extending and ensuring a productive life for the accumulators, and in contrast to most other devices (which subject them to constant charging), the **SLC TWIN RT3** has a “rest period” function during which the batteries will only receive charging current at certain intervals and under specific status conditions.

The connectors for additional battery modules include an RJ45 communication port that is in constant communication with the UPS in order to verify the correct status of the energy storage system.



Options

- Rackable external bypass.
- NIMBUS SNMP card.
- NIMBUS AS400 card.
- NIMBUS RS-485 MODBUS card.
- Parallel kit.
- Additional IEC-type output cables.
- Warranty extension.

Vigilant protection and connectivity

The inclusion of an Ethernet port enables the **SLC TWIN RT3** series to be integrated into an IoT environment. Through the cloud, our NIMBUS app and the website, developed wholly within SALICRU's Connected Software department, users can monitor the status of their devices in full, receive information and alarms, carry out remote battery tests, and much more.

The immediacy offered by the system's connectivity directly ensures the continuity of the connected loads, and consequently the continuity of the productive activities associated with them.

In terms of hardware, the over-voltage cut-off device (OVCD), fan-block detection system, overheating sensor, overload alarm and external-battery detection system ensure constant automated monitoring of the overall system.



Improved length

In many cases, the depth of 19" rack-type cabinets is a significant factor. Consequently, when designing the **SLC TWIN RT3** range we made sure to reduce its dimensions along the Z axis, while continuing to maintain a front height of 2U x 19" for our UPSs. The result is a range that offers high power density in a format that is just 600 mm deep. The corresponding batteries are supplied in a 3U format whose depth has also been reduced.



Multiple output options

The **SLC TWIN RT3** series boasts a variety of options for connecting loads. The devices rated 4 kVA and over provide not only two IEC C13 quick-connection outputs and an input/output terminal block, but also a rackable strip with eight additional outputs (6x IEC C13 + 2x IEC C19). The strip comes with safety clips to enable secure fastening of the electrical connectors, and can also be mounted on the side of the UPS using the accessories provided.

Range

MODEL	CODE	POWER (VA / W)	NO. OF OUTPUT SOCKETS	DIMENSIONS (D × W × H mm)	WEIGHT (Kg)
SLC-4000-TWIN RT3	6B4AC000001	4000/4000	Terminals + PDU	592 × 438 × 220	55.6
SLC-5000-TWIN RT3	6B4AC000002	5000/5000	Terminals + PDU	592 × 438 × 220	55.6
SLC-6000-TWIN RT3	6B4AC000003	6000/6000	Terminals + PDU	592 × 438 × 220	55.6
SLC-8000-TWIN RT3	6B4AC000004	8000/8000	Terminals + PDU	592 × 438 × 220	64.5
SLC-10000-TWIN RT3	6B4AC000005	10000/10000	Terminals + PDU	592 × 438 × 220	64.5

Front protrusion from the mounting surface in the rack cabinet: 35 mm. This distance is not included in the dimensions quoted for "depth".

Dimensions and weights for devices consisting of two modules with standard backup. Please visit www.salicru.com for extended backup with additional EBM modules.

Height in rack units of the listed equipment: 2U (device) + 3U (battery cabinet).

Dimensions




SLC 4000÷10000 TWIN RT3

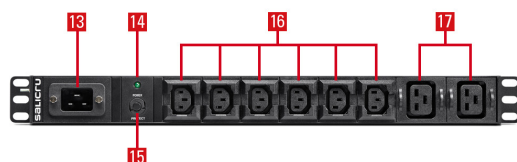


EBM - SLC TWIN RT3

Connections



SLC 4000÷10000 TWIN RT3



PDU

1. Input, output and earth terminals.
2. RS-232 interface.
3. Smart slot for SNMP/potential-free contacts/MODBUS.
4. Digital E/S and emergency power-off (EPO).
5. Battery module connection.
6. Input circuit breaker.
7. Parallel port.
8. Battery module communication port.
9. Auxiliary IEC outputs.
10. HDMI port for NIMBUS dongle.
11. Ethernet port for NIMBUS.
12. USB port.
13. C20 input to supply the PDU.
14. Pilot light.
15. Protection reset.
16. C13 outputs.
17. C19 outputs.

Technical specifications

MODEL		SLC TWIN RT3 4-10 kVA
TECHNOLOGY		On-line double-conversion
FORMAT		Convertible tower/rack with rotating display
INPUT	Rated voltage	220/230/240 V
	Voltage range	110 ÷ 276 V ⁽¹⁾
	Rated frequency	50 / 60 Hz (auto-detection)
	Frequency range	50 ±5 Hz/60 ±6 Hz
	Total harmonic distortion (THDi)	<3 % linear load / <5 % non-linear load
	Power factor	≥0.99
OUTPUT	Power factor	1
	Rated voltage	220/230/240 V
	Voltage accuracy	±1%
	Total harmonic distortion (THDv)	< 1% linear load / < 5% non-linear load
	Synchronised frequency	50 ±5 Hz/60 ±6 Hz
	On-line performance	95%
	Eco-mode performance	98%
	Admissible overloads in battery mode	105 ÷ 125 % for 1 min/125 ÷ 150 % for 30 s/>150 % for 500 ms
	Admissible overloads in bypass mode	105 ÷ 125 % for 30 s/>150 % for 5 min/>150 % for 500 ms
	Admissible overloads in-line mode	105 ÷ 125 % for 10 min/125 ÷ 150 % for 30 s/>150 % for 500 ms
MANUAL BYPASS	Parallel	Yes, up to 3 units
	Type	External smart manual bypass module with groups of programmable outputs (optional)
BATTERY	Protection	Against power surges, undervoltages and alternating current components
	Battery type	Pb-Ca sealed, AGM, maintenance-free
	Charge type	Smart charge with 3 modes
	Recharge time	3 hours to 90%
	Maximum no. of EBMs	6
CHARGER	Temperature voltage compensation	Yes
	Charging current	Adjustable 0 ÷ 4 A (0 ÷ 12 A for B1 devices)
COMMUNICATION	Ports	USB-HID/RS-232/RJ-45/HDMI for dongle wifi
	Intelligent slot	Smart slot for SNMP / potential-free contacts / MODBUS
	Monitoring software	Software for Windows, Linux and Mac/app for iOS and Android/web portal
OTHER FUNCTIONS	Cold start (start-up from batteries)	Yes
	Emergency stop (EPO)	Yes
OPERATING MODES	Eco-mode	Yes
	Frequency converter (CVCF)	Yes ⁽²⁾ , operates with or without batteries
GENERAL	Operating temperature	0° C ÷ +50° C ⁽³⁾
	Relative humidity	Up to 95%, non-condensing
	Maxium operating altitude	3.000 masl ⁽⁴⁾
	Acoustic noise at 1 metre	<55 dB ÷ <60 dB at full load/<50 dB ÷ <55 dB at 75% load
STANDARDS	Safety	EN IEC 62040-1
	Electromagnetic compatibility (EMC)	EN 62040-2 (C3)
	Operation	VFI-SS-11 (EN 62040-3)
	Corporate cerification	ISO 9001, ISO 14001, ISO 45001

(1) 110 ÷ 160 V with linear derating of load at 50%.

(2) Power derating of 60% in frequency converter mode.

(3) Power derating of 50% from 40°C to 50°C.

(4) Power derating of 1% for each additional 100°m over 1000 MASL.



Information subject to change without notice.