

SLC ADAPT2

Modular On-line double conversion UPS with modules 25 and 50 kVA

SLC ADAPT2: Flexibility, availability and reliability in superior electrical protection

Salicru's **SLC ADAPT2** series consists of modular On-line double conversion uninterruptible power supply (UPS) solutions with DSP control and three-level IGBT inverter technology.

Flexibility: It enables solutions to be configured from 25 kVA to 1500 kVA, thanks to the range of modules available (25 and 50 kVA), different configurable systems (8, 10 or 12 modules) and the parallel/redundant option of up to three 500 kVA systems. It also provides increased protection as needs grow - pay as you grow - thereby improving total cost of ownership (TCO).


Availability: Its hot-swap modules can be added or replaced during operation, thereby improving mean time to repair (MTTR) and reducing maintenance costs. In addition, the system's remote management, which can be integrated into any platform, also facilitates operation. And the extensive back-up options available, along with intelligent battery charging, ensure continuous operation of the protected critical loads.

Reliability: Its DSP control, based on three-level PWM technology, improves response effectiveness and, along with shared load redundancy, significantly extends the mean time between failures (MTBF).



Applications: Redundant protection for critical applications

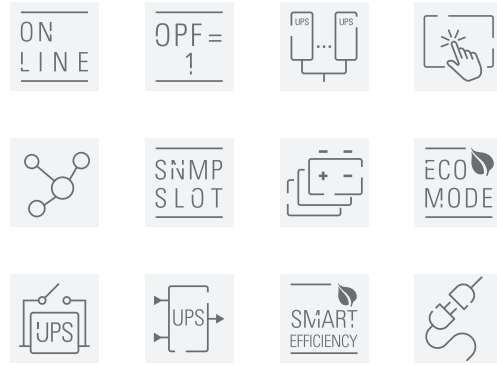
Data centres with all capacities, IT infrastructures, modular and virtualised data centres and applications for critical processes are some of the services that require high-level electrical protection to ensure reliable, continuous and high-quality operation, such as that provided by Salicru's **SLC ADAPT2** series systems.



SALICRU

Performances

- On-line double conversion technology with modular architecture.
- 25 and 50 kVA modules with DSP control and three-level PWM technology.
- 8, 10 or 12-module systems (up to 600 kVA per system).
- Possibility of parallel/redundant operation up to 1500 kVA.
- Hot-pluggable and swappable plug & play modules.
- Input power factor >0.99.
- Input current distortion (THDi) <3%.
- Three-phase input / output voltages.⁽¹⁾
- Output power factor = 1 (kVA = kW).
- Control and management by means of LCD display, LEDs and keypad.
- Up to 96,5% efficiency of modules in Online mode (depending on model).
- 99% performance in Eco-mode operation.
- USB, RS-232, RS-485 and potential-free contact communication channels.
- Smart slots for extended relays and SNMP/Nimbus.
- Smart-efficiency mode to optimize system performance.
- Improved return on investment (ROI).
- Compact design to save space in server rooms.
- SLC Greenergy solution.



(1) 1/1, 1/3 and 3/1 options with power derating (under request).

Display

Display consisting of operation keys, status LEDs and touch screen detailing all functions, measurements and alarms.



Options

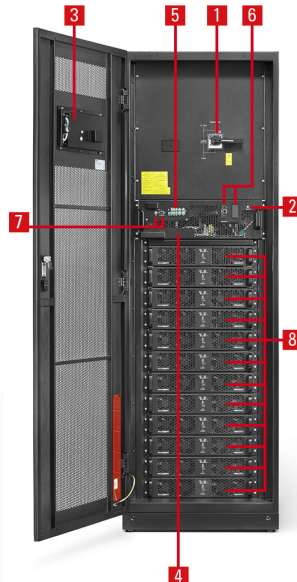
- Extended relays and SNMP/Nimbus adapter.
- Extended back-up times.
- Kit for parallel systems (Included in systems with 25 kW modules).
- Frequency converter operation.

Technical support and service

- Pre-sales and after-sales advice.
- Start-up.⁽¹⁾
- Technical support by telephone.
- Preventive/corrective services.
- Maintenance contracts.⁽¹⁾
- Training courses.

(1) Ask for local conditions

Connections



1. Manual bypass.
2. Start-up from batteries (Cold Start).
3. LCD display.
4. Bypass module.
5. Dry contacts.
6. Extended relays and SNMP / Nimbus slot.
7. USB, RS-232 and RS-485 interfaces.
8. Power modules.



Range

MODULES	CODE	POWER (VA / W)	DIMENSIONS (D × W × H mm)	WEIGHT (Kg)
SLC ADAPT2 25	694AB000010	25000 / 25000	677 × 436 × 85	18
SLC ADAPT2 50	694AB000020	50000 / 50000	700 × 510 × 178	45

SYSTEMS	CODE	NO. MODULES (#)	MODULE POWER (VA / W)	MAX. POWER (VA / W)	DIMENSIONS (D × W × H mm)	WEIGHT (Kg)
SLC-#/8 ADAPT2 200	694RA000249	1 to 8	25000 / 25000	200000 / 200000	916 × 482 × 1550	178
SLC-#/12 ADAPT2 300	694RA000250	1 to 12	25000 / 25000	300000 / 300000	1100 × 650 × 2000	230
SLC-#/10 ADAPT2 500	694RA000251	1 to 10	50000 / 50000	500000 / 500000	1100 × 1300 × 2000	945
SLC-#/12 ADAPT 600	694OQ000125	1 to 12	50000 / 50000	600000 / 600000	1100 × 1300 × 2000	945


Nomenclature, dimensions and weights for devices with input voltage 3 x 400 V, output voltage 3 x 400 V.

Replace # with the number of system modules.

Batteries located in additional cabinets.

The weight shown corresponds only to the system, without modules.


Dimensions




SLC ADAPT2 25



SLC ADAPT2 50



SLC-#/8 ADAPT2 200



SLC-#/12 ADAPT2 300



SLC-#/10 ADAPT2 500
SLC-#/12 ADAPT 600

Technical specifications

MODEL		SLC ADAPT2	
Module power (VA/W)		25000 / 25000	50000 / 50000
TECHNOLOGY		On-line double conversion, three-level PWM, DSP control	
INPUT	Rated three-phase voltage (3P + N + E)	3 × 380 / 400 / 415 V ⁽¹⁾	
	Voltage range	-27% +25% (Depending on charge) ⁽³⁾	-40% +25% (Depending on charge) ⁽³⁾
	Rated frequency	50 / 60 Hz	
	Frequency range	40 - 70 Hz	
	Total harmonic distortion (THDi)	≤3%	
	Power factor	>0.99	
	OUTPUT	Power factor	1
Rated three-phase voltage (3P + N + E)		3 × 380 / 400 / 415 V ⁽¹⁾	
Accuracy		±1%	
Total harmonic distortion (THDv)		≤1%	
Frequency		50 / 60 Hz	
Module performance (On-line)		96,5% ⁽²⁾	
Performance in Smart Eco-mode		99%	
Admissible overloads		≤110% for 1 hour / ≤125% for 10 min / ≤150% for 1 min / ≥150% for 200 ms	
Crest factor		3:1	
MANUAL BYPASS	Type	Uninterrupted	
STATIC BYPASS	Type	Static thyristor	
	Three-phase voltage (V)	3 × 380 / 400 / 415 (3P + N)	
	Admissible overloads	≤110% constant / ≤130% for 1 hour / ≤150% for 1 minute / ≥150% for 5 seconds	
BATTERY	Battery type	Pb-Ca, VRLA, lead acid, gel, Ni-Cd, Li-Ion	
	Charging voltage regulation	Batt-watch	
	Charger maximum power (W)	20% of total system power	
COMMUNICATION	Display	7"/10" touchscreen and LEDs	
	Ports	RS-232, RS-485, relays and USB	
	Intelligent slot	1 × Nimbus SNMP/1 × Nimbus extended relays	
GENERAL	Operating temperature	0° C ÷ +55° C ⁽⁴⁾	
	Relative humidity	Up to 95%, non-condensing	
	Maximum operating altitude	2,400 masl ⁽⁵⁾	
	Acoustic noise at 1 metre	<65 dB(A)	<72 dB(A)
SYSTEMS	Maximum no. modules per system	8 / 12	10 / 12
	Maximum power per system	200 / 300 kVA	500 / 600 kVA
	Maximum no. modules systems	30	
	Maximum power per parallel system	750 kVA	1500 kVA
STANDARDS	Safety	EN IEC 62040-1	
	Railway	EN 50121-4 / EN 50121-5	
	Electromagnetic compatibility (EMC)	EN IEC 62040-2	
	Operation	VFI SS-11 (EN 62040-3)	
	Seismic	IEC 60068-3-3:2019/COR1:2021 / UBC1997 Zone3 & Zone 4 Ip 1.5	
	Corporate certification	ISO 9001, ISO 14001, ISO 45001	

(1) 1/1, 1/3 and 3/1 options with power derating (under request).

(2) Depending on model.

(3) Linear % load derating: For 25 kVA from -20% to -27% and for 50 kVA from -20% to -40%.

(4) Power derating for higher altitudes up to +40°C.

(5) Power degradation for temperature altitudes, up to a maximum of 5,000 masl.

Information subject to change without notice.

