

SPS ATS

Automatic transfer system




SPS ATS: An ideal solution for powering critical loads through two UPSs

Salicru's **SPS ATS** series is an automatic switch between two single-phase AC power lines which, starting from two sine-wave current power lines, supplies output voltage to the load(s). The switching can be automatic or manual. The LCD display and status LEDs continually report the status of the device, working mode and values of the main measurements.

It has extensive communication possibilities through integrated USB, RS-232 and potential-free contact interfaces, or optional inclusion on an SNMP platform. In addition, by means of the parameter-setting software available, parameters such as delays, overload levels, voltage and frequency ranges, line sensitivity, potential-free contacts, etc., can be set.

Performances

- Redundant energy system with two input sources.
- Manual or automatic switching between power lines.
- Extensive programming options for automatic switching.
- LCD display + LEDs for operation and control.
- IEC output connections.
- Easy installation on 19" rack.
- USB, RS-232 and potential-free contact interfaces.
- Parameter-setting and control software (for Windows OS).
- Smart slot for SNMP card.



SALICRU


Technical specifications

MODEL		SPS 16 ATS	SPS 32 ATS
INPUT	Rated voltage	200 / 208 / 220 / 230 / 240 V	
	Voltage range	150 ÷ 300 Vac	
	Rated frequency	50 / 60 Hz	
OUTPUT	Rated voltage	200 / 208 / 220 / 230 / 240 V	
	Rated current (A)	16 A	32 A
	Performance	>99%	
COMMUNICATION	Interface	RS-232, USB and potential-free contacts	
	Intelligent slot	For SNMP	
INDICATIONS	Information	Source A, source B, failure, overload, alarm, audible alarm silencer	
	Monitoring software	Yes, for Windows OS	
	Type	LCD + LEDs	
	Values	Voltage, current, frequency, % load, error code	
CONNECTIONS	Input	2 × IEC C20	Terminals
	Output	8x IEC C13 + 1x IEC C19	16x IEC C13 + 2x IEC C19
GENERAL	Operating temperature	0°C ÷ +40°C	
	Relative humidity	Up to 95%, non-condensing	
	Maxium operating altitude	2,400 masl	
STANDARDS	Safety	IEC-60950-1	
	Electromagnetic compatibility (EMC)	EN-55022; EN-55024	
	Corporate cerification	ISO 9001, ISO 14001, ISO 45001	
DIMENSIONS	Depth × Width × Height (mm)	275 × 438 × 44	275 × 438 × 88
WEIGHT	Weight (kg)	4	6
CODE		658CB000001	658CB000002

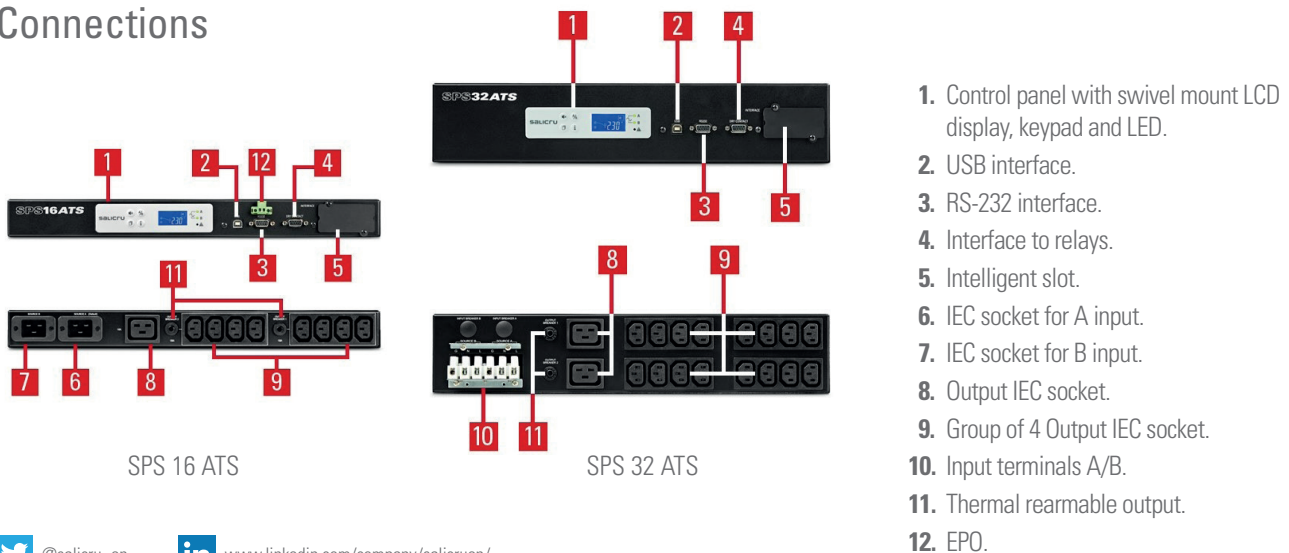
Information subject to change without notice.

It's recommended to keep a front distance of 35mm, parallel to the fixing plane of the ears on the rack cabinet. This distance is not included in the "Depth" total dimension.

Dimensions



Connections



@salicru_en



www.linkedin.com/company/salicruen/