



SPS.16.STS Automatic transfer system

SPS.16.STS: Redundancy in power supply sources

The Salicru **SPS.16.STS** is basically an automatic, single phase switch with two input AC lines, which uses two sine-wave power supply sources to provide output voltage to load/s.

The **SPS.16.STS** is factory programmed with mains 1 as priority and mains 2 as reserve. Users can change this using the communication software. Each time the **SPS.16.STS** is started, the system will start up with the criteria established the last time it was programmed.

It is possible to switch from mains 1 to mains 2 or vice versa using the BP2 pushbutton, and this change is recorded in the internal memory. The power supply of the load/s is transferred from one mains to the other if the voltage and/or frequency of the priority source is off-margins.

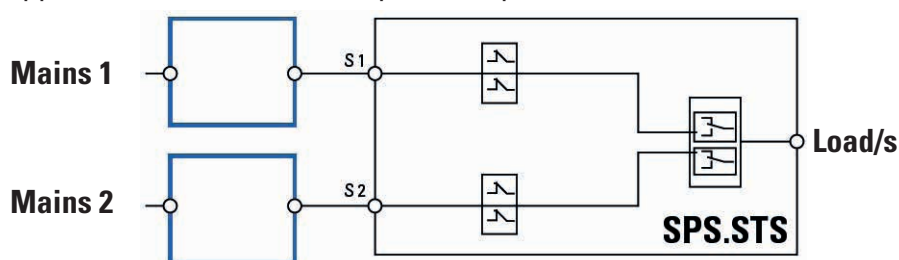
The LEDs on the control panel report the state of the equipment and operation at all times, and this panel is an easy-to-understand, practical interface for any operator.

Performance

- Break Before Make.
- Automatic backfeed protection, as per standard EN 62310-1.
- Overloading and short-circuit protection in both mains (using accessible fuses and 10A thermal relays).
- Redundant internal power supply (from mains 1 and 2).
- Alternating current detector (voltage and current detector).
- Output detector (current detector).
- Control panel with LED.
- Auxiliary contact for external RPO.
- IP30 protection index.
- The **SPS.16.STS** can transfer with P/N input wiring error.
- The two system inputs can be different phases of the same three-phase N/R and N/S mains.
- Audible alarm silencer.



Applications: A reliable, cheap and simple solution



SPS.16.STS

Automatic transfer system




Previous view



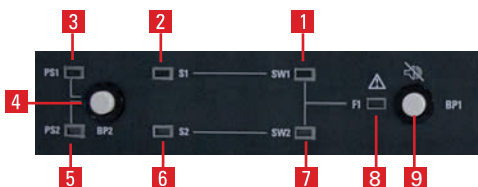
1. LED display.
2. RPO.
3. RS-232.
4. Dry contact interface.

Rear view



1. IEC320-C20 type inputs.
2. IEC320-C19 type outputs.
3. 10A output thermal protection.
4. IEC320-C13 type outputs.
5. Input protection fuses.

Display



1. Load supplied from PS1 priority mains.
2. State of the PS1 mains.
3. PS1 mains selected.
4. PS1 or PS2 mains selector.
5. PS2 mains selected.
6. State of the PS2 mains.
7. Load supplied from PS2 secondary mains.
8. Alarm indication.
9. Alarm silencer.

Services

- Pre-sale and after sale advisory service.
- Telephone technical support.
- Maintenance contracts.
- Training courses.



@salicru_SA



www.linkedin.com/company/salicru

TECHNICAL SPECIFICATIONS

MODEL	SPS.16.STS	
INPUT	Nominal voltage	230 V (220/230/240 V selectable)
	Voltage range	160 ÷ 290 Vac
	Acceptable voltage range	±12% ÷ ±20% (±12% as standard)
	Nominal current	16 A
	Nominal frequency	50/60 Hz (auto selectable)
OUTPUT	Frequency range	±5% ÷ ±15% (±15% as standard)
	Voltage	230 V (220/230/240 V selectable)
	Frequency	50/60 Hz (auto selectable)
	Current	16 A
	Transfer time	<15 ms
	Overload capacity 101% ÷ 125% (20A)	12 s (input relay disconnection)
	Overload capacity 126% ÷ 150% (24A)	8 s (input relay disconnection)
	Overload capacity 151% ÷ 210% (33.6A)	4 s (input relay disconnection)
	Overload capacity 211% ÷ 300% (48A)	2 s (input relay disconnection)
	Short-circuit	Fuse protection
GENERALS	Operating temperature	0° C ÷ +40° C
	Working relative humidity	20% ÷ 85%, non-condensing
	Storage temperature	-20° C ÷ 70° C permanent
	Storage relative humidity	10% ÷ 90%, non-condensing
	Operating altitude	≤1,000 m.s.n.m.
	Acoustic noise @ 1 metre	<25 dB
	Cooling	Natural
STANDARDS	IP protection	IP 30
	Safety	EN-62310-1
	Electromagnetic Compatibility (EMC)	IEC-62310-2
	Quality and Environmental management	ISO 9001 and ISO 14001

Data may change without previous notice.

RANGE

MODEL	CURRENT (A)	DIMENSIONS (D x W x H mm.)	WEIGHT (Kg)
SPS.16.STS	16	315 x 430 x 44 (1U)	8