

# SLC TWIN PRO3 4-10 kVA

On-line double conversion IoT UPS from 4 to 10 kVA with PF=1

**SLC TWIN PRO3 4-10 KVA: Robustness, energy efficiency and extended connectivity: the best combination to protect your productive environment**

Salicru's **SLC TWIN PRO3** series of uninterruptible power supplies (UPSs) is the successor to the prestigious **SLC TWIN PRO2** family, offering improved functionality and representing a step forward in terms of technology. The range starts at 4 kVA and includes 5, 6, 8 and 10 kVA models. There are also specific B1 versions for extended backup, available in 6 and 10 kVA power ratings.

The power factor of 1, increased energy efficiency and multiple operating modes give the **SLC TWIN PRO3** a high level of added value in technical terms.

It is the fourth incarnation of the **SLC TWIN** series and represents a consolidation of the on-line single-phase double conversion UPSs we have been offering to the market for over 12 years. This latest edition maintains the series' characteristic robustness while adding cutting-edge technology in the form of complete connectivity that will meet the technological expectations of even the most demanding users.

Its versatility in terms of communication deserves particular mention. The smart slot is joined by direct connections to the native Ethernet, USB and RS-232 ports or a Wi-Fi dongle. This broad spectrum of connectivity is complemented by the NIMBUS app and website access, which offer multiple options for monitoring and interacting with the connected devices, thereby enabling simultaneous viewing of all of the connected Salicru devices (even if they are from different series).



**Applications: Critical and sensitive loads that require close supervision**

Salicru's **SLC TWIN PRO3** series is the best option for ensuring continuity with constant and precise monitoring. Critical environments that maintain highly productive structures, such as ERP systems, Business Intelligence (BI), CRM solutions, networks, etc. need to be backed by the kind of energy security provided by the **SLC TWIN PRO3** series, which also protects them against frequency and voltage variations and other types of disturbances that can affect the network.



**NIMBUS**

**SALICRU**

## Performances

- On-line double conversion and DSP technology.
- Output power factor PF=1.
- Tower format with a reduced footprint to save space.
- Eco-mode operation for increased efficiency.
- Up to 3 devices can be connected in parallel (optional).
- Backup extensions available.
- Automatic detection of external battery modules via RJ-45.
- Frequency converter function (with and without batteries).
- Programmable automatic and manual battery test.
- Choice of 10 languages.
- Native Ethernet port for NIMBUS IoT, USB and RS-232 interfaces as standard on all models.
- Monitoring software for Windows, Linux, Unix and Mac (downloadable).
- Smart slot for SNMP/RS-485/MODBUS cards.



## Flexibility at the user's fingertips

The **SLC TWIN PRO3** series gives users the option of configuring the device as a frequency converter (annulling the no-battery alarm), while also enabling full configuration of the charger and battery voltage as well as operating as an output transformer. Users can even take advantage of this adaptability after the device has been installed, thereby enabling them to reconfigure its functionality when needed.

## Increased battery life expectancy

Beyond the quality of their electronic components, the success of our uninterrupted protection and supply systems lies in the intelligent and optimised use of the charge and discharge cycles of the energy storage units, which can result in an increased battery life expectancy of up to 50% under optimum operating conditions.

Unlike other UPSs that subject their batteries to short and frequent charges, the **SLC TWIN PRO3** series is able to optimise battery use through "rest periods" in which the battery does not receive any current at all, provided it has enough charge to guarantee the provision of backup.

## Vigilant protection and connectivity

The inclusion of an Ethernet port enables the **SLC TWIN PRO3** series to be integrated into an IoT environment. Through the cloud, our **NIMBUS** app and the website, developed wholly within SALICRU's Connected Software department, users can monitor the status of their devices in full, receive information and alarms, carry out remote battery tests, and much more.

The immediacy offered by the system's connectivity directly ensures the continuity of the connected loads, and consequently the continuity of the productive activities with them.

In terms of hardware, the over-voltage cut-off device (OVCD), fan-block detection system, overheating sensor, overload alarm and external-battery detection system ensure constant automated monitoring of the overall system.



## Options

- NIMBUS SNMP card
- NIMBUS AS400 card
- NIMBUS RS-485 MODBUS card
- Parallel kit
- Additional IEC-type output cables
- Warranty extension
- Isolation transformers



## Range

MODEL	CODE	POWER (VA / W)	DIMENSIONS (D x W x H mm)	WEIGHT (Kg)
SLC-4000-TWIN PRO3	6B5AB000001	4000/4000	492 x 225 x 589	51
SLC-5000-TWIN PRO3	6B5AB000002	5000/5000	492 x 225 x 589	52
SLC-6000-TWIN PRO3	6B5AB000003	6000/6000	492 x 225 x 589	53
SLC-8000-TWIN PRO3	6B5AB000004	8000/8000	492 x 225 x 589	58
SLC-10000-TWIN PRO3	6B5AB000005	10000/10000	492 x 225 x 589	60
SLC-6000-TWIN PRO3 B1	6B5AB000006	6000/6000	492 x 225 x 348	13,4
SLC-10000-TWIN PRO3 B1	6B5AB000007	10000/10000	492 x 225 x 348	15,7
SLC 10000 TWIN PRO3 DUAL	6B5AF000001	10000/10000	492 x 225 x 589	59.5
SLC 10000 TWIN PRO3 DUAL B1	6B5AF000002	10000/10000	492 x 225 x 589	22,7

Dimensions and weights for devices with standard backup. Please visit [www.salicru.com](http://www.salicru.com) for extended backup with additional EBM modules.


## Dimensions



SLC 4000-10000 TWIN PRO3/PRO3 DUAL




EBM - SLC TWIN PRO3/PRO3 DUAL

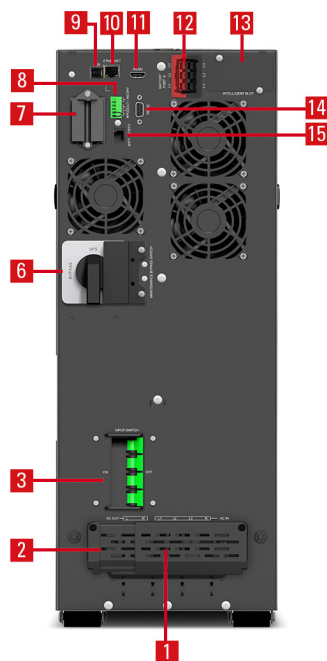


SLC 6000-10000 TWIN PRO3 B1

## Connections



SLC 4000-10000 TWIN PRO3



SLC 10000 TWIN PRO3 DUAL

1. Input/output connection terminals.
2. Earth cable connection.
3. Input circuit breaker.
4. Auxiliary IEC C19 output.
5. Auxiliary IEC C13 outputs.
6. Manual bypass.
7. Parallel port.
8. Digital E/S and emergency power-off (EPO).
9. USB interface.
10. Ethernet port for CLOUD.
11. HDMI port for NIMBUS dongle.
12. Battery module connection.
13. Smart slot for SNMP/AS400/RS-485-Modbus.
14. RS-232 interface.
15. Battery module communication port.

# Technical specifications

MODEL		SLC TWIN PRO3 4-10 kVA	SLC 10000 TWIN PRO3 DUAL
TECHNOLOGY		On-line double-conversion	
FORMAT		Tower	
CONFIGURATION		1:1	3:1 / 1:1
INPUT	Rated voltage	220/230/240 V	220/230/240 V o 3 x 380/400/415 V + N
	Voltage range	110 ÷ 276 V <sup>(1)</sup>	
	Rated frequency	50 / 60 Hz (auto-detection)	
	Frequency range	50 ±5 Hz/60 ±6 Hz	40 ÷ 70 Hz
	Total harmonic distortion (THDi)	<3 % linear load / <5 % non-linear load	
	Power factor	>99	≥0,95 with three-phase input ≥0,99 with single-phase input
	OUTPUT	Power factor	1
Rated voltage		220/230/240 V	
Voltage accuracy		±1 %	
Total harmonic distortion (THDv)		< 1% linear load / < 5% non-linear load	
Synchronised frequency		50 ±5 Hz/60 ±6 Hz	
Eco-mode performance		98 %	
Total performance in On-line mode		95 %	
Admissible overloads in battery mode		105 ÷ 125 % for 1 min/125 ÷150 % for 30 s/>150 % for 500 ms	
Admissible overloads in bypass mode		125 ÷150 % for 30 s/ >150 % for 500 ms	125 ÷150 % for 1 min / >150 % for 500 ms
Admissible overloads in-line mode		105 ÷ 125 % for 10 min/125 ÷150 % for 30 s/>150 % for 500 ms	
Parallel		Yes, up to 3 units	
BATTERY	Protection	Against overvoltages, undervoltages and overheating	
	Battery type	Pb-Ca sealed, AGM, maintenance-free	
	Charge type	Smart charge with 3 modes	
	Recharge time	3 hours to 90%	
	Maximum no. of EBMs	6	
CHARGER	Temperature voltage compensation	Yes	
	Charging current	Adjustable 1 ÷ 4 A (2 ÷ 12A for B1 devices)	Adjustable 2 ÷ 12 A
COMMUNICATION	Ports	USB-HID/RS-232/RJ-45/HDMI	
	Intelligent slot	For SNMP/AS400/Modbus	
	Monitoring software	Software for Windows, Linux and Mac/app for iOS and Android/web portal	
OTHER FUNCTIONS	Cold start (start-up from batteries)	Yes	
	Emergency stop (EPO)	Yes	
OPERATING MODES	Eco-mode	Yes	
	Frequency converter (CVCF)	Yes <sup>(2)</sup> , operates with or without batteries	
GENERAL	Operating temperature	0° C ÷ +50° C <sup>(3)</sup>	
	Relative humidity	Up to 95%, non-condensing	
	Maximum operating altitude	3.000 masl <sup>(4)</sup>	
	Acoustic noise at 1 metre	<55 dB ÷ <60 dB at full load/<50 dB ÷ <55 dB at 75% load	
STANDARDS	Safety	EN IEC 62040-1	
	Electromagnetic compatibility (EMC)	EN 62040-2 (C3)	
	Operation	VFI-SS-11 (EN 62040-3)	
	Corporate certification	ISO 9001, ISO 14001, ISO 45001	

(1) 110 ÷ 160 V with linear derating of load at 50%.

(2) Power derating of 60% in frequency converter mode.

(3) Power derating of 50% from 40°C to 50°C.

(4) Power derating of 1% for each additional 100°m over 1000 MASL.

