

SLC CUBE4

On-line double-conversion three-phase UPS from 7.5 to 80 kVA

SLC CUBE4: The most advanced continuity protection on the market

Salicru's **SLC CUBE4** Uninterruptible Power Supplies (UPS) are the most cutting-edge security solution for all critical systems and sensitive loads. They have a Nimbus cloud connection as optional for equipment monitoring and remote management options, incident notification, equipment health monitoring and preventive maintenance.

With three-level on-line technology and quad-core DSP control, they are three-phase input/output systems that offer a range of first-class features, including unity power factor (kVA=kW), very low input distortion (THDi <3%) and performance in excess of 96% in On-line Mode and 99% in Eco Mode. They also boast parallel growth capacity or unlimited redundant security⁽¹⁾.

Across the entire range, the batteries are included in the same cabinet, meaning the floor area occupied is reduced by up to 40%. They are compatible with all types of battery (including lithium-ion) and incorporate the Batt-Watch battery care system to maximise battery life and availability.

(1) For models up to 20 kVA. Maximum of four devices in parallel.



Applications: Maximum quality in protection

The protection offered by Salicru's **SLC CUBE4** UPS will optimise the security performance of medium-power edge computing solutions with virtualised environments, along with all of the associated critical processes: not only for IT applications, but also for industrial processes, telecommunications and infrastructure.



salicru
SMART
SOLUTIONS

salicru

Performances

- On-line double conversion technology with three-level topology.
- State-of-the-art quad-core DSP control.
- Output power factor 1 (kVA=kW).
- Input power factor >0.99.
- Input current distortion rate (THDi) <3%.
- Nimbus IoT (optional) connection for monitoring, through the free NIMBUS App and the web portal.
- High energy efficiency (over 96% in On-line mode and up to 99% in Eco mode).
- Unlimited parallel system⁽¹⁾ for redundancy or capacity purposes.
- Single/single and three/single configurations only for up to 20 kVA.
- Batt-Watch battery care and management system.
- Batteries included on standard models throughout the range.
- Compatible with all battery types, including lithium-ion.
- Compatible with power generators.
- 5" touch screen for all models.
- USB, RS-232 and RS-485 interfaces, plus relays.
- Wide range of options available.
- SLC Greenery solution.

(1) For models up to 20 kVA. Maximum of four devices in parallel.



Continuous surveillance

By integrating the equipment as feature of Salicru's Nimbus-cloud (optional), it is permanently monitored and provides a continuous analysis of the level of protection provided.



Remote maintenance

There are multiple remote maintenance options through the Nimbus Services connections, both in modalities and response, allowing immediate actions in case of incidents or advances on anomalous situations.

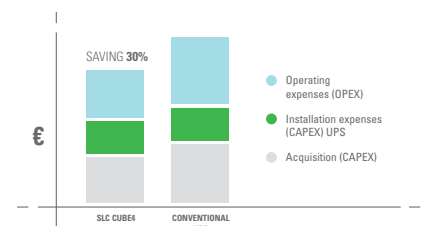


SLC CUBE 4

SALICRU SERVICE

Very low TCO

The total cost of ownership (TCO) for an SLC CUBE4 has been carefully calculated in order to obtain a very low investment ratio over the operational lifetime of the UPS, leading to a saving of 30%.



Range

MODEL	CODE	POWER (VA / W)	DIMENSIONS (D × W × H mm)	WEIGHT (Kg)
SLC-7,5-CUBE4	6B3AA000001	7.500 / 7.500	689 × 250 × 827	88
SLC-10-CUBE4	6B3AA000002	10.000 / 10.000	689 × 250 × 827	98
SLC-15-CUBE4	6B3AA000003	15.000 / 15.000	689 × 250 × 827	118
SLC-20-CUBE4	6B3AA000004	20.000 / 20.000	689 × 250 × 827	132
SLC-30-CUBE4	6B3AC000001	30.000 / 30.000	910 × 380 × 1045	229
SLC-40-CUBE4	6B3AC000003	40.000 / 40.000	910 × 380 × 1045	334
SLC-50-CUBE4	6B3AD000002	50.000 / 50.000	920 × 560 × 1655	450
SLC-60-CUBE4	6B3AD000003	60.000 / 60.000	920 × 560 × 1655	450
SLC-80-CUBE4	6B3AD000001	80.000 / 80.000	920 × 560 × 1655	540

Nomenclature, dimensions and weights for devices with input voltage of 3 x 400 V, output voltage of 3 x 400 V and standard backup.
This code corresponds only to the UPS module. Consult code for battery module.


Dimensions



SLC-7.5-20-CUBE4




SLC-30-40-CUBE4




SLC-50-80-CUBE4

Connections



SLC-7.5-20-CUBE4



SLC-30-40-CUBE4



SLC-50-80-CUBE4

1. Intelligent slot for nimbus cloud (optional)
2. Free communications slot
3. Parallel port
4. USB interface
5. RS-232/(485) interface
6. Digital Inputs
7. Relay indicators
8. Input circuit breaker/disconnector
9. Output circuit breaker
10. Manual bypass circuit breaker
11. Bypass circuit breaker
12. Battery disconnecter
13. Connections cover
14. Inlet, outlet, bypass and earth connections

Technical specifications

MODEL		SLC CUBE4
TECHNOLOGY		On-line, double conversion, HF, DSP control
INPUT	Rated voltage	Three-phase 3 × 380 / 3 × 400 / 3 × 415 V (3F + N) ⁽¹⁾
	Voltage range	7.5÷20 kVA: 110÷300 V (F-N) / 30÷80 kVA: 115÷265 V (F-N)
	Rated frequency	50 / 60 Hz
	Frequency range	7,5 ÷ 20kVA: 40 ÷ 70Hz ⁽²⁾ / 30 ÷ 80kVA: 45 ÷ 65Hz
	Total harmonic distortion (THDi)	7,5÷20 kVA: <4% / 30÷80 kVA: <3%
	Power factor	7.5÷20 kVA: ≥0.99 / 30÷80 kVA: 1 from 10% load
	Rectifier topology	Three-phase IGBT full wave, soft start, PFC, transformerless
OUTPUT	Power factor	1
	Rated voltage	Three-phase 3 × 380 / 3 × 400 / 3 × 415 V (3F + N) ⁽¹⁾
	Dynamic accuracy	±10%
	Static accuracy	7,5÷20 kVA: ±1% / 30÷80 kVA: ±0,5%
	Synchronised frequency	50/60 Hz ±5 Hz (selectable)
	Free running frequency	50/60 Hz ±0,5%
	Frequency	50 / 60 Hz
	Total performance in On-line mode	>96%
	Performance in Smart Eco-mode	7,5÷20 kVA: 98% / 30÷80 kVA: 98,7%
	Admissible overloads	7.5 ÷ 20 kVA: 110% 60 min / 110~125% 10 min / 125~150% 60 s / >150% 1 s 30 ÷ 80 kVA: 125% 10 min / 125~135% 5 min / 135~150% 60 s / >150% immediate
	Crest factor	3:1
MANUAL BYPASS	Type	Uninterrupted
STATIC BYPASS	Type and activation criteria	Solid state
	Transfer times in Smart Eco-mode (ms)	<10 ms
	Transfer to bypass	Immediate, for overloads exceeding 150%
	Retransfer	Automatic, after alarm deactivation
BATTERY	Battery type	Pb-Ca, VRLA, lead acid, gel, Ni-Cd, Li-Ion
	Charging voltage regulation	Batt-Watch
COMMUNICATION	Ports	7,5 ÷ 20 kVA: 1xRS232 + 1xUSB / 30 ÷ 80 kVA: 1xRS232/485 + 1xUSB
	Relay interface	7.5÷20 kVA: 6 relays / 30÷80 kVA: 4 relays (programmable)
	Intelligent slot	NIMBUS, SNMP, RS232, RS485, USB, AS400 or remote battery temperature ⁽³⁾
	Backlit LCD display	5" colour touch screen
GENERAL	Operating temperature	0° C ÷ +40° C ⁽⁴⁾
	Relative humidity	Up to 95%, non-condensing
	Maxium operating altitude	2,400 masl ⁽⁵⁾
	Acoustic noise at 1 metre	7,5÷20 kVA: <59 dB / 30÷40 kVA: <54 dB / 60÷80 kVA: <61,5 dB
STANDARDS	Safety	IEC/EN 62040-1
	Electromagnetic compatibility (EMC)	IEC/EN 62040-2 C3
	Operation	VFI-SS-11 (EN-62040-3)
	Corporate cerification	ISO 9001, ISO 14001, ISO 45001

(1) 1/1 options with power derating and 3/1 (under request)

(2) According to the selected operating mode

(3) For models 7,5-20 kVA = 1 Slot / For models 30-80 kVA = 2 Slots

(4) Up to 55°C with power derating

(5) Power degradation for temperature altitudes, up to a maximum of 5,000 masl

Information subject to change without notice.

