

SLC TWIN RT3 1-3 kVA

On-line double conversion tower/rack IoT UPS from 1000 VA to 3000 VA with PF=1

SLC TWIN RT3 1-3 KVA: High performance on-line security

The **SLC TWIN RT3** series, rated from 1000 VA to 3000 VA, represents the perfect balance of features and performance: efficient operation as a double conversion UPS, optimised battery charging system, power density, high levels of connectivity (and the consequent immediacy of information), the flexibility offered by the multi-function output sockets (identified by colour), the automatic detection system for external battery modules, the beauty of its floating-prism design with high-quality finishes... in short, **Salicru** has gone the extra mile, in view of the critical nature of the systems this series is designed to protect.

As has become common practice for **SLC TWIN RT** devices, they come in a 2U rack format (easily converted to tower format) with adjustable display and keypad, ensuring easy adaptation to the needs of the installation.

The system's extended backup requirements are amply met, thanks to the additional battery modules and the devices equipped with an improved 8A charger. Notably, the charger offers a "rest" mode during which no current is sent to the batteries, thereby reducing stress and extending the unit's useful life.



Applications: Protection for priority systems in a compact format

Salicru's **SLC TWIN RT3** series offers a high level of security in the event of any type of electrical disturbance, while guaranteeing continuity of operation for IT servers, voice and data networks, CAD/CAM, document management, unified communications (UC) and video streaming.



**NIM
BUS**

salicru

Performances

- On-line double conversion technology.
- Output power factor PF=1.
- 2U convertible tower/rack format.
- Control panel with adjustable keypad and dot matrix display.
- Backup extensions available.
- Automatic detection of external battery modules via RJ-45.
- Eco-mode operation for increased efficiency.
- Programmable outputs for critical/non-critical loads.
- Optimised charger designed to extend battery life.
- Frequency converter function (with and without batteries).
- Choice of 10 languages.
- Native Ethernet port, USB and RS-232 interfaces as standard on all models.
- Rack rails for 400~1000 mm deep cabinets included.
- Monitoring software for Windows, Linux, Unix and Mac (downloadable).
- Smart slot for SNMP/AS400/MODBUS.



Advanced internal temperature management

The **SLC TWIN RT3** devices rated 1500 VA and over are equipped with two sets of variable-speed fans, in order to optimise thermal conditions inside the device. The front set acts as a pump, while the rear set extracts the air immediately. The resultant improvement in thermal conditions has a positive impact on the lifespan of the components, while creating a suitable working environment that enables the device to operate at full performance.

Multi-function rotating display

When you first use the device display, it will guide you through the initial configuration process. Once it is working, the display will alternate between three information screens. The dot matrix technology enables the information to be displayed clearly and without altering its layout. The alarm and status icons, as well as the numerical values, are displayed in large format in the centre of the screen.



Options

- Rackable external bypass
- NIMBUS SNMP card
- NIMBUS AS400 card
- NIMBUS RS-485 MODBUS card
- Additional IEC-type output cables
- Warranty extension
- PDU (power distribution unit)

Internet of Things

All of the models in the **SLC TWIN RT3** range come with a native Ethernet port as standard. This series of UPSs can be integrated into the IoT environment and managed through the cloud, our **NIMBUS** app and the web portal. This offers a wide range of benefits from both an operational perspective (optimisation, prevention, analysis, maintenance) and in terms of reliability (early fault detection, remote alarm management, records of operation, etc.).



Range

MODEL	CODE	POWER (VA / W)	NO. OF OUTPUT SOCKETS	DIMENSIONS (D × W × H mm)	WEIGHT (Kg)
SLC-1000-TWIN RT3	6B4AA000001	1000/1000	8 × IEC C13	445 × 438 × 86	14.0
SLC-1500-TWIN RT3	6B4AA000002	1500/1500	8 × IEC C13	445 × 438 × 86	15.6
SLC-2000-TWIN RT3	6B4AA000003	2000/2000	8 × IEC C13	600 × 438 × 86	22.9
SLC-3000-TWIN RT3	6B4AA000004	3000/3000	8 × IEC C13 + 1 × IEC C19	600 × 438 × 86	25.5

Front protrusion from the mounting surface in the rack cabinet: 35 mm. This distance is not included in the dimensions quoted for "depth".
Dimensions and weights for devices with standard backup. Please visit www.salicru.com for extended backup with additional EBM modules.
Height in rack units of the listed equipment: 2U.

Dimensions




SLC 1000-3000 TWIN RT3




EBM - SLC TWIN RT3


Connections



SLC 1000-1500 TWIN RT3



SLC 2000 TWIN RT3



SLC 3000 TWIN RT3

1. Inlet (IEC C14 for 1000 and 1500 VA models; IEC C20 for 2000 and 3000 VA models).
2. Digital E/S and emergency power-off (EPO).
3. RS-232 interface.
4. Ethernet port for NIMBUS CLOUD.
5. Smart slot for SNMP/potential-free contacts/MODBUS.
6. Output sockets for non-critical loads (x4).
7. Earth cable connection.
8. Output sockets for critical loads (x4).
9. Battery module connection.
10. USB interface.
11. HDMI port for NIMBUS dongle.
12. Battery module communication port.
13. IEC C19 output socket (3000 VA model only).

Technical specifications

MODEL		SLC TWIN RT3 1-3 kVA
TECHNOLOGY		On-line double-conversion
FORMAT		Convertible tower/rack with rotating display
INPUT	Rated voltage	200/208/220/230/240 V
	Voltage range	110 ÷ 300 V ⁽¹⁾
	Rated frequency	50 / 60 Hz (auto-detection)
	Frequency range	50 ±5 Hz/60 ±6 Hz
	Total harmonic distortion (THDi)	<5 %
	Power factor	≥0.99
OUTPUT	Power factor	1
	Rated voltage	200/208/220/230/240 V ⁽²⁾
	Voltage accuracy	±1 %
	Total harmonic distortion (THDv)	<1 % linear load / <5 % non-linear load
	Synchronised frequency	50 ±5 Hz/60 ±6 Hz
	On-line performance	≥89 ÷ 93 %
	Eco-mode performance	≥96 ÷ 97 %
	Admissible overloads in battery mode	105 ÷ 125 % for 2 min/125 ÷ 150 % for 10 s/>150 % for 500 ms
	Admissible overloads in bypass mode	105 ÷ 125 % for 10 min/125 ÷ 150 % for 5 min/>150 % for 500 ms
	Admissible overloads in-line mode	105 ÷ 125 % for 5 min/125 ÷ 150 % for 30 s/>150 % for 500 ms
	Programmable sockets	Yes, for critical/non-critical loads (4/4) ⁽³⁾
BATTERY	Battery type	Pb-Ca sealed, AGM, maintenance-free
	Charge type	Smart charge with 3 modes
	Recharge time	3 hours to 90 %
	Maximum no. of EBMs	4
CHARGER	Temperature voltage compensation	Yes
	Charging current	1.5 A (8 A for B1 devices)
COMMUNICATION	Ports	USB-HID/RS-232/RJ-45/HDMI for dongle wifi
	Intelligent slot	For SNMP/AS400/MODBUS
	Monitoring software	Software for Windows, Linux and Mac/app for iOS and Android/web portal
OTHER FUNCTIONS	Cold start (start-up from batteries)	Yes
	Emergency stop (EPO)	Yes
OPERATING MODES	Eco-mode	Yes
	Frequency converter (CVCF)	Yes ⁽⁴⁾ , operates with or without batteries
GENERAL	Operating temperature	0° C ÷ +50° C ⁽⁵⁾
	Relative humidity	Up to 95%, non-condensing
	Maximum operating altitude	3.000 masl ⁽⁶⁾
	Acoustic noise at 1 metre	<45 dB ÷ <50 dB at full load/<36 dB ÷ <46 dB at 70% load
STANDARDS	Safety	EN IEC 62040-1
	Electromagnetic compatibility (EMC)	EN IEC 62040-2(C2)
	Operation	VFI-SS-31 (EN 62040-3)
	Corporate certification	ISO 9001, ISO 14001, ISO 45001

(1) 110 ÷ 160 V with linear derating of load at 50%

(2) Power derating at 80% for 200 V and 90% for 208 V

(3) The 3 kVA model has an additional fifth non-programmable IEC C19 output

(4) Power derating at 60%

(5) Power derating of 4% for each degree >40°C

(6) Power derating of 1% for each additional 100m over 1000 MASL

Information subject to change without notice.

