

DC POWER-S

DC power systems



DC POWER-S: Compact, flexible and modular DC power supply systems

Salicru's **DC power-S** energy systems feature the following components: DC-S rectifier modules, subracks, a control and monitoring system, a communications module and a DC distribution unit, all situated in a closed cabinet with the possibility of including batteries.

DC power-S system rectifier modules are available in power ratings of 1000, 2000 and 2700 W and output voltages of 24, 48, 60, 110, 125 and 220 Vdc. Its modular design enables up to 4 modules to be installed in a 19" 2U subrack, achieving very high power density.

The control and monitoring system manages the entire system: input and output measurements, battery charging currents (Batteries are not supported for 60V output voltage option), control of priority and non-priority loads and communication channels with the outside. The maximum number of rectifiers controlled by a control system is 30, enabling systems to achieve power ratings of up to 81 kW with N+n redundant configuration options.

The basic version of the communications module has: three programmable relays, a battery temperature sensor and an RS-232/485 channel. Extended version features a slot for an Ethernet/SNMP Nimbus adapter, an NiCd electrolyte level detection input and six additional relays.

Applications: Redundant protection for critical applications

Salicru's **DC power-S** energy systems provide a high-level power supply to always critical telecommunications systems, ensuring excellent operation without unexpected outages. Because of its modular nature, it can also be expanded according to needs, thereby optimizing the investment. Typical applications include: fixed and mobile communications networks, broadband access networks, data and telecommunications networks and railway infrastructures,...



SALICRU
SMART
SOLUTIONS

SALICRU

Performances

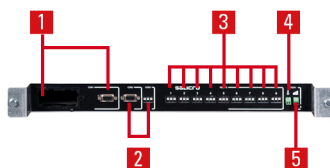
- Maximum power per system up to 81 kW.
- Flexible, scalable and N+n redundant systems, configurable for current demand and future expansion.
- High power density in the modules, up to 27 W/in³.
- High efficiency, up to 95% even with low load.
- Option of single or three-phase power supply.
- DC systems with output voltages of 24, 48, 60, 110, 125 or 220 Vdc.
- Wide operating temperature range from -20° C to +55° C.
- Wide input voltage range from 90 Vac to 290 Vac with power derating.
- Input power factor 1 for better performance.
- Modular design of the rectifiers and control system.
- Output current sharing between rectifiers.
- Front access for easy installation and maintenance.
- Hot-swap and hot-plug functions with automatic adjustment for module connection/disconnection.
- LLVD and BLVD - disconnection of non-priority loads and for low battery voltage.
- Full local control and monitoring system with LCD backlit (4x40 characters).
- Communication unit for remote monitoring.
- Monitoring software via Ethernet/Nimbus SNMP.
- Smart-mode to maximise MTBF (Mean Time Between Failures).



Communications

1. Slot for the telemetry or RS-232 interface.
2. RS-485 serial ports. MODBUS communication protocol.
3. Programmable relay (x6) interface.
4. Battery temperature measurement input.
5. NiCd electrolyte level detection input. ⁽¹⁾

(1) Only extended version.



SMART mode

Load sharing in normal operation.



Load sharing and cycling of rectifiers in Smart-mode operation.




Options

- Surge protector.
- Output voltage dropping diodes.
- Positive, negative or isolated output voltages.
- Sealed or open PbCa batteries, NiCd, etc.
- Extended communications module.
- Other degrees of IP protection.
- Wireless-link communication.
- Non priority loads disconnecter.

Range

MODEL	POWER (W)	CURRENT (A)	OUTPUT VOLTAGE (VDC)	CURRENT PER SYSTEM (A)	POWER PER SYSTEM MODEL (kW)
DC-36-S	1000	36	24	36 ÷ 1080	1 ÷ 30
DC-18-S	1000	18	48	18 ÷ 540	1 ÷ 30
DC-16-S	1000	16	60	16 ÷ 480	1 ÷ 30
DC-8-S	1000	8	110	8 ÷ 240	1 ÷ 30
DC-7-S	1000	7	125	7 ÷ 210	1 ÷ 30
DC-4-S	1000	4	220	4 ÷ 120	1 ÷ 30
DC-70-S	2000	70	24	70 ÷ 2100	2 ÷ 60
DC-33-S	2000	33	60	33 ÷ 990	2 ÷ 60
DC-36-S	2000	36	48	36 ÷ 1080	2 ÷ 60
DC-16-S	2000	16	110	16 ÷ 480	2 ÷ 60
DC-15-S	2000	15	125	15 ÷ 450	2 ÷ 60
DC-8-S	2000	8	220	8 ÷ 240	2 ÷ 60
DC-50-S	2700	50	48	50 ÷ 1500	2,7 ÷ 81
DC-45-S	2700	45	60	45 ÷ 1350	2,7 ÷ 81
DC-22-S	2700	22	110	22 ÷ 660	2,7 ÷ 81
DC-20-S	2700	20	125	20 ÷ 600	2,7 ÷ 81
DC-10-S	2400	10	220	10 ÷ 300	2,4 ÷ 74

Dimensions



POWER MODULE

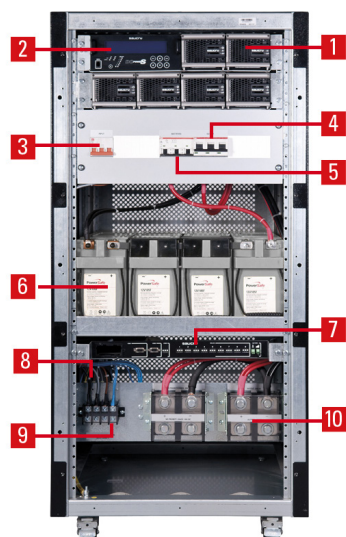


CONTROL MODULE



2 SUBRACK MODULES

Connections



1. Rectifier module
2. Centralised control
3. Input protection
4. Output distribution
5. Batteries protection (Batteries are not supported for 60 V output voltage option)
6. Batteries
7. Extended communication
8. Surge protector
9. Input terminals
10. Output terminals

salicru

Technical specifications

MODEL		DC POWER-S
INPUT	Rated voltage	120 / 127 / 220 / 230 / 240 V; 3x208 / 220 / 380 / 400 / 415 V (3F+PE)
	Voltage range	90 ÷ 290 Vac
	Rated frequency	50/60 Hz
	Total harmonic distortion (THDi)	<5%
	Power factor	>0.99 (PFC)
	Performance	Up to 95.5%
OUTPUT	DC nominal voltage	24, 48, 60, 110, 125, 220 V
	Accuracy	±1%
	Output voltage setting	-15% +25% ⁽¹⁾
	Maximum power (W)	30 / 60 / 81 kW
	Rectifier module power	1000 / 2000 / 2700 W
	Psophometric noise	<2 mV
	Load sharing between modules	Active parallel
	Maximum number of parallel modules	30
BATTERY	Protection	Against overvoltage, undervoltage and overload ⁽²⁾
	Battery type	PbCa or NiCd
	Charge type	Constant I/U in accordance with DIN 41773
	Recharge time	Up to 80% in 4 hours (0.2C)
	Voltage/temperature compensation	Yes, customisable (mV/°C)
	Electrolyte level detection (NiCd battery)	Optional
COMMUNICATION	Ports	RS-232/485 - 7 relays
	Intelligent slot	Yes, one / Optional
PROTECTION	Input and output	Circuit breakers
	Battery	Fuses + switch ⁽²⁾
GENERAL	Operating temperature	-20°C ÷ +55°C ⁽²⁾
	Storage temperature	-40°C ÷ +70°C ⁽³⁾
	Relative humidity	Up to 95%, non-condensing
	Maximum operating altitude	3,000 masl ⁽⁴⁾
	Dielectric strength (Input - Output)	2000V @1 minuto para 24, 48 Vdc / 4000 V @ 1 minuto para 110, 125, 220 Vdc
	Degree of protection	IP20
	Cooling	Forced
	Acoustic noise at 1 metre	<55 dB(A)
	Mean time between failures (MTBF)	250,000 hours
	Mean time to repair (MTTR)	15 minutes
STANDARDS	Safety	EN IEC 61204-7
	Electromagnetic compatibility (EMC)	EN IEC 61204-3
	Seismic (Optional)	IEC 60068-3-3:2019/COR1:2021 / UBC1997 Zone3 & Zone 4 Ip 1.5
	Corporate certification	ISO 9001, ISO 14001, ISO 45001

(1) -9% + 25% for voltages 110 Vdc

(2) Batteries are not supported for 60 Vdc output

(3) Power degradation for temperatures higher than 45°C.

(4) Without batteries

(5) Power degradation from 2000 m.a.s.l.

Information subject to change without notice.

