
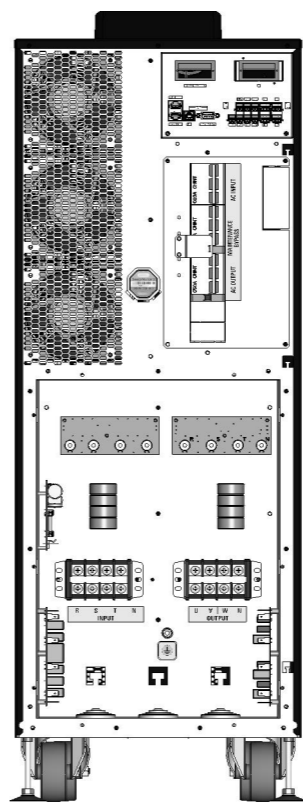

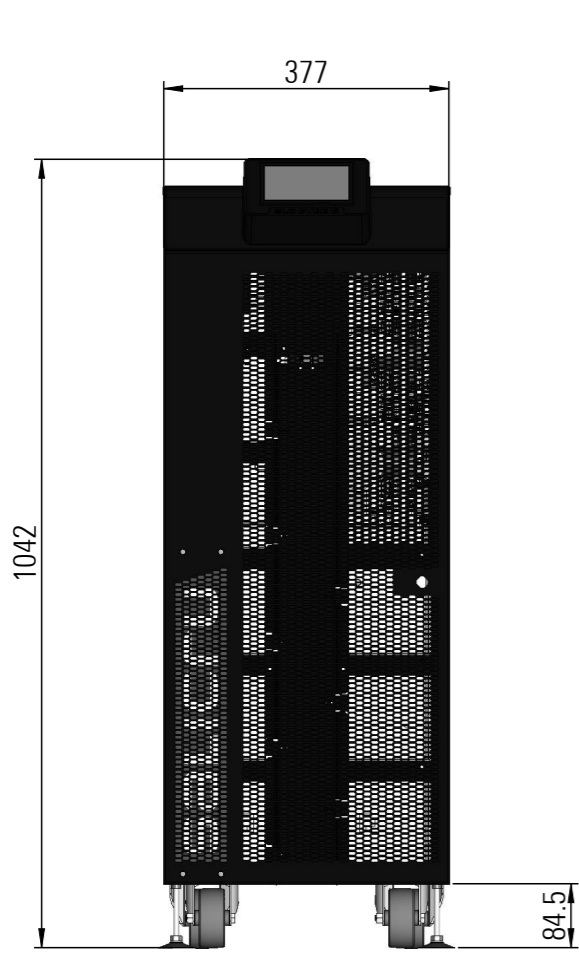


A
B
C
D
E
F
G
H
I
J



MATERIAL		COATING		CUT TOLERANCES	FOLD TOLERANCES
				< 100mm: ±0.1mm	< 500mm: ±0.5mm
MATERIAL	THICKNESS	COLOUR	FINISHING	100 TO < 500mm: ±0.2mm	500 TO < 1000mm: ±1mm
				500 TO < 1000mm: ±0.3mm	> = 1000mm: ±2mm
				> = 1000mm: ±0.5mm	DRILL TOLERANCES
				ANGULAR TOLERANCES	< ∅ 6mm: ±0.1mm
				±0.5°	> = ∅ 6mm: ±0.2mm
		N° DIAGRAM FB125A00			
DRAWN BY MARC TRAFACH		PAGE / PAGES 1 / 1			
DATE 04/02/2020		FORMAT: A3			
		E: 1/10 REMARKS:			
				CUBE4 30-40kVA COMMERCIAL VIEWS	