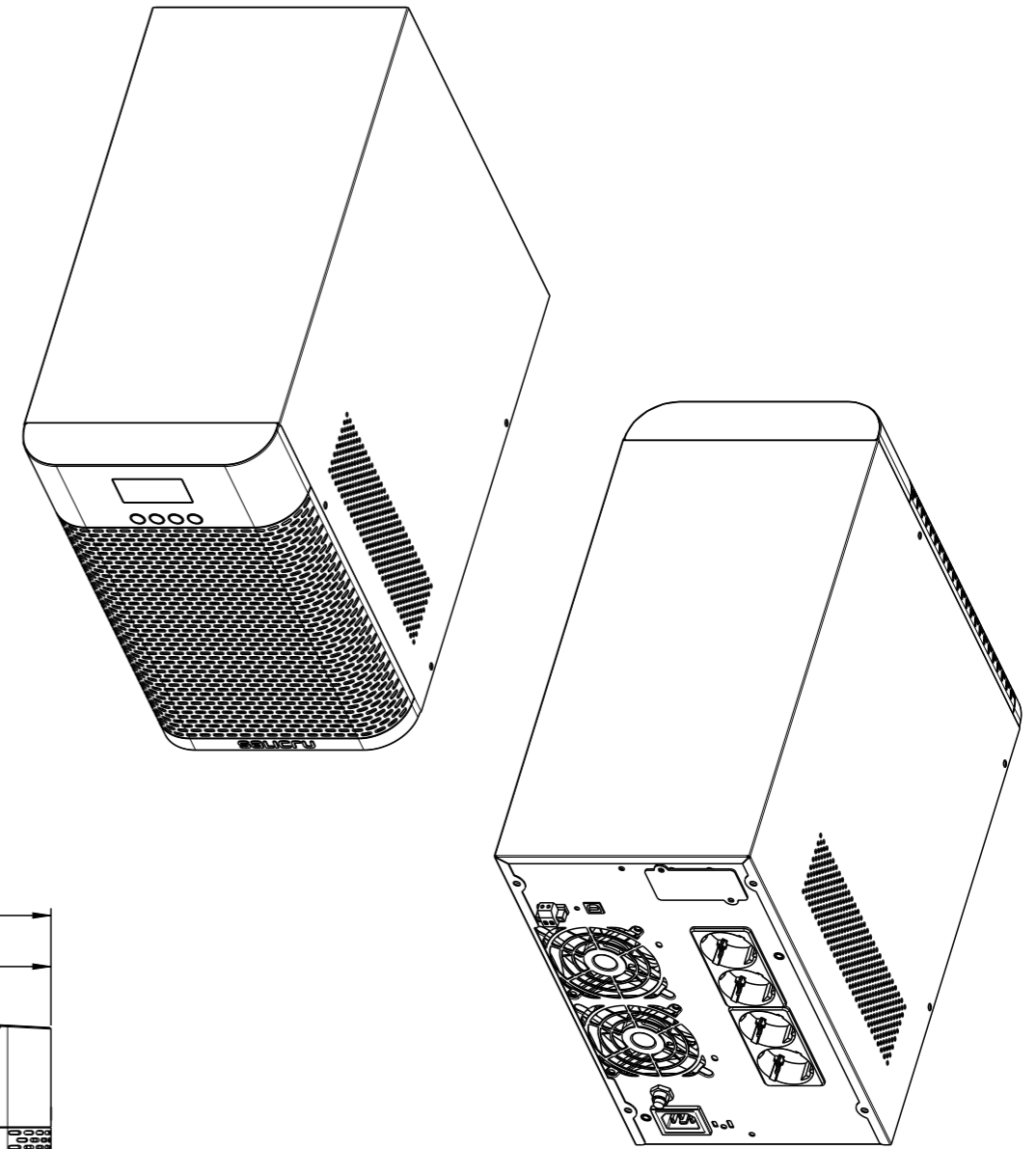
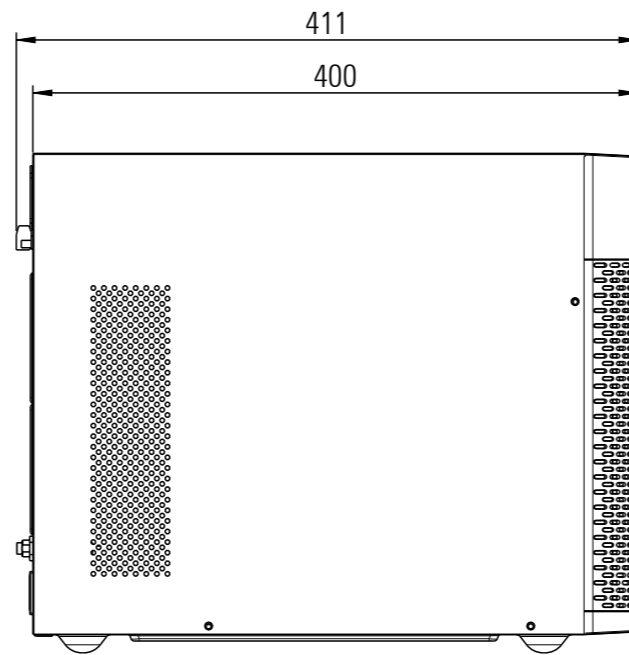
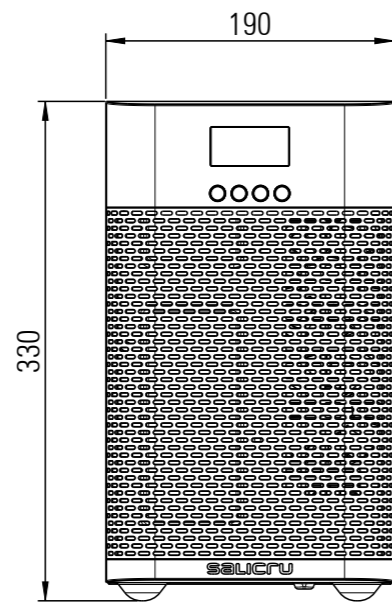
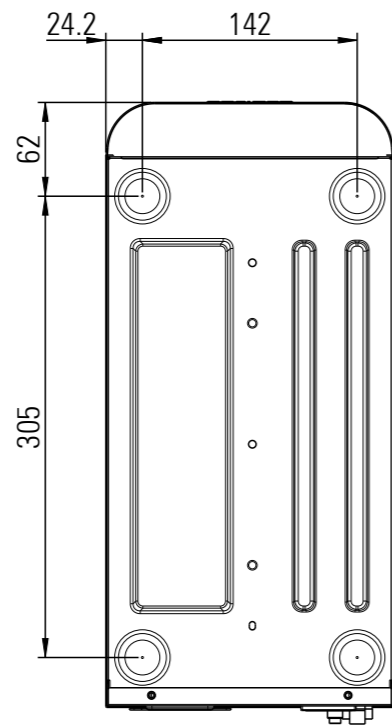


A
B
C
D
E
F
G
H
I
J



699CA000005 - SLC-1500-TWIN PRO2
 699CA000007 - SLC-2000-TWIN PRO2
 699CA000009 - SLC-3000-TWIN PRO2

MATERIAL				CUT TOLERANCES	FOLD TOLERANCES
COATING				< 100mm: ±0.1mm	< 500mm: ±0.5mm
MATERIAL	THICKNESS	COLOUR	FINISHING	100 TO < 500mm: ±0.2mm	500 TO < 1000mm: ±1mm
				500 TO < 1000mm: ±0.3mm	> = 1000mm: ±2mm
				> = 1000mm: ±0.5mm	DRILL TOLERANCES
				ANGULAR TOLERANCES	< ∅ 6mm: ±0.1mm
				±0.5°	> = ∅ 6mm: ±0.2mm
		N° DIAGRAM FB269A00			
DRAWN BY Pere Amadó		PAGE / PAGES 1 / 1			
DATE 31/08/2022		FORMAT: A3			
SLC-1500 / 2000 / 3000-TWIN PRO2 VIEWS & DIMENSIONS				E: 1/5 REMARKS:	