DINA-DR MICRO DMX lighting controller & Power adapter (A67291)

Product description

The DINA-DR MICRO is the perfect standalone lighting controller for simple DMX installations. It offers an affordable and programmable solution to replace automatic controllers.
Delivered with a DIN rail adapter, the DINA-DR MICRO can be mounted in an electrical cabinet and affords significant ease of installation.
Create your static or dynamic lighting scenes with ESA Pro 2 software and upload them to the DINA-DR MICRO through its USB connection.

Technical information

- DMX Stand Alone controller
- 60 DMX channels
- USB connectivity for programming
- Stand Alone mode with 10 scenes
- Windows/Mac software to set dynamic colors/ effects
- SUT Technology allows the device to be used with other Nicolaudie Group software via an online upgrade

Technical Data

Input Power	5v DC
Output Protocol	DMX512
Programmability	PC, Mac
Connections	USB Screw terminal for DMX
Environment	IP20 / 0 to +50°C
Buttons	1 for scene selection
Dim / Weight	52 x 29 x 24 mm 16g
OS Requirements	Mac OS X 10.8-10.14 Windows 7/8/10
Standards	CE, Low voltage, EMC, and RoHS

Optional Accessories

POWER	5V AC/DC power supply

We reserve the right to make technical and design changes.

THAILAND
LIGMAN Lighting Co.,Ltd.
17/2 Moo 4, Monthong, Bang Nam Priao,
24150 Chachoengsao - Thailand
info@ligman.com

DINA-DR MICRO DMX lighting controller & Power adapter (A67291)

Product description

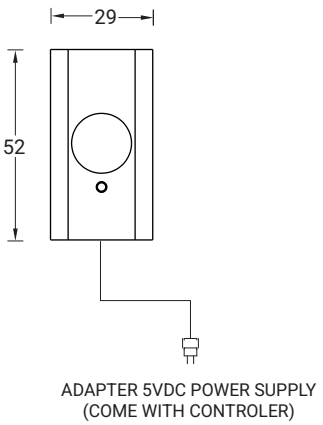

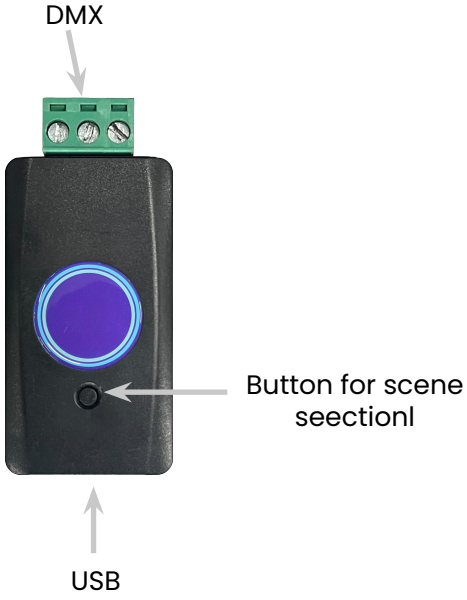

Easy installation

1. Mount a DIN Rail or DIN Rail Encloser against a wall
2. Connect the wires

POWER: Connect 5V DC ACDC supply to the USB connector
Be sure to not invert the + and the ground.

DMX: Connect the DMX cables using the block termina to the lighting receivers
pin1 ground
pin2 data+
pin3 data-

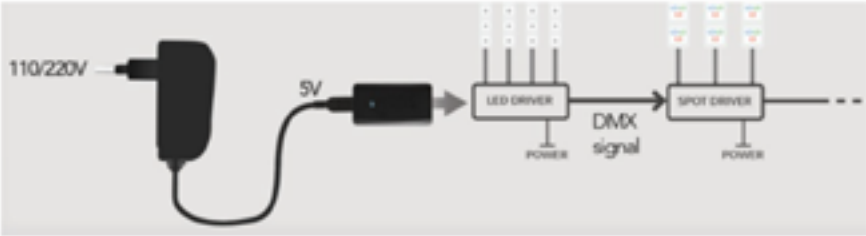

3. Clip the DINA-DR MICRO onto the DIN RAIL

Use the supplied DIN rail adapter to mount the DINA-DR MICRO.

Setting up the controller

Programming the Controller

The controller can be programmed from a PC, Mac, iOS (Apple) or Android device using the software listed below . Refer to the corresponding software manual for more information. Firmware and settings Can be updated using Hardware Manager (installed with PC/Mac programming software) or with Hardware Tools (Android / iOS, compatibility). Refer to the SUT page in HardwareManager for a full list of software licences.

Windows / Mac Programming Software

ESA Pro 2 Software (Windows/Mac) - Multi-zone

ESA2 Software (Windows/Mac) - Single Zone

Hardware Manager (Windows/Mac) - Firmware, clock

Apple iOS and Android Apps

Arcolis Designer
Multi-zone programming from a tablet or smartphone

Hardware Tools
Update firmware, set clock, settings, etc.