


**LISSE 1** (LSS-30003) (Version 1)**Product description**

LED pixel dot - Without remote driver - Constant voltage (CV) 24 V - Dome lens - Diamond cover - RGBW

**Luminaire Structure**

- Aluminum housing and polycarbonate cover
- Cover options: Clear, Opal, Diamond
- Two cable entries for through wiring
- Dome lens, diamond polycarbonate cover
- Remote driver (not included)
- Uniform light distribution with uninterrupted end-to-end mounting.
- 24 VDC input, DMX512 address with stable signal

**Optic****C****Product colour**

01 - Black (RAL 9011)

**LISSE 1** (LSS-30003) (Version 1)

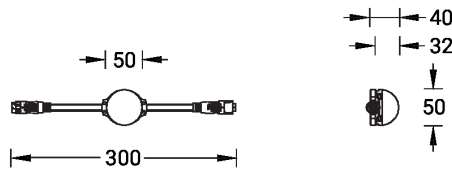
**Technical information**

<b>Material</b>	Aluminium
<b>Light source</b>	12 LED
<b>Power</b>	3 W
<b>Lumen</b>	97 lm
<b>Efficacy</b>	29 lm/W
<b>Driver option</b>	Remote driver (not included)

<b>Driver</b>	Constant voltage (CV)
<b>Input voltage</b>	24 VDC
<b>Optic</b>	C
<b>Optic value</b>	113°
<b>CCT / CRI</b>	RGBW40
<b>Bug</b>	B1-U0-G1

<b>Dimming type</b>	DMX
<b>Product colours</b>	Black
<b>Weight</b>	0.1 kg
<b>Operating temperature</b>	-20 °C to 50 °C
<b>Through wiring</b>	Two cable entries for through wiring
<b>Lens / Reflector / Optic</b>	Dome lens, diamond polycarbonate cover

**LSS-30003**



DIAMOND PC

**LISSE 1 (LSS-30003) (Version 1)**

**Accessory**



DMX address writer for LISSE  
**A612691**



LPCX (Lighting Playback Controller X)  
**A66991**



Cable - Connector IP65 Female + Male 5 Pin Power for LISSE  
**A612791**



Cable - T for LISSE  
**A612891**



End Cap - Terminated with resistor 120 Ohm for LISSE  
**A612091**



Mounting rail for LISSE  
**A613091**



Driver (CV) - On/Off - 36 W - IP67 - 24 V  
**A34491-ND**



Driver (CV) - On/Off - 60 W - IP67 - 24 V  
**A34591-ND**




Driver (CV) - On/Off - 100 W - IP67 - 24 V  
**A34791-ND**



Driver (CV) - On/Off - 150 W - IP67 - 24 V  
**A34891-ND**



DMX Control System  
**Control-DMX**



EDN 10 (Ethernet Data Node 10) Universes  
**A65391**