

**LIGHTALK 13** (LA-95032) (Version 1)



**Product description**

Without remote driver - Constant voltage (CV) 24 V - 610 mm - Class III

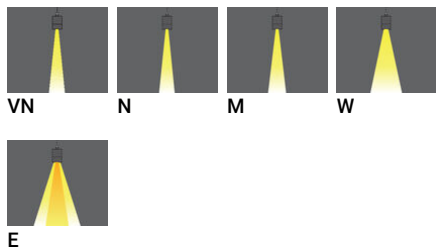


microPrim™


**Luminaire Structure**

- Die-cast aluminium end-caps
- Extruded aluminium housing and frame
- Pre-treated before powder coating ensuring high corrosion resistance
- Two cable entries for through wiring
- Two IP67 connectors supplied with 2x0.3 m of 2x1.0 sqmm outdoor cable
- Stainless steel fasteners in grade 304 with zinc flake coating (ZFC)
- Durable silicone rubber gasket
- Clear toughened glass
- Remote driver (not included)
- Remote box IP-rated is not included and is to be ordered separately for constant current (CC) products
- Stainless steel suspension kit in grade 304
- Suspension height is fully adjustable


**Optic**



**Product colour**



**Special finishes upon request**



**LIGHTALK 13** (LA-95032) (Version 1)

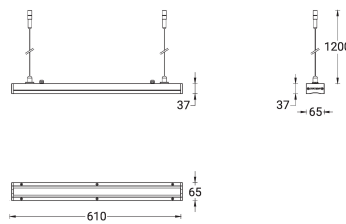
**Technical information**

<b>Material</b>	Aluminium
<b>Light source</b>	18 LED
<b>Power</b>	25 W
<b>Lumen</b>	2202 - 2760 lm
<b>Efficacy</b>	88 - 110 lm/W
<b>Driver option</b>	Remote driver (not included)
<b>Driver</b>	Constant voltage (CV)
<b>Input voltage</b>	24 VDC

<b>Optic</b>	VN, N, M, W, E
<b>Optic value</b>	13°, 15°, 27°, 44°, 22° x 36°
<b>CCT / CRI</b>	3000K CRI80, 4000K CRI80
<b>Bug</b>	B2-U1-G0, B3-U1-G0
<b>ULR</b>	<1%
<b>ULOR</b>	<1%
<b>CIE flux code n°3</b>	100
<b>Dimming type</b>	On/Off

<b>Product colours</b>	Black, Dark Grey, White, Matt Silver, Bronze, Concrete - Urban, Softscape - Urban, Stone - Urban, Corten - Urban, Oak - Woodland, Walnut - Woodland, Pine - Woodland
<b>Weight</b>	2.1 kg
<b>Operating temperature</b>	-20 °C to 40 °C
<b>EPA (m2)</b>	0.040
<b>Cable</b>	Two IP67 connectors supplied with 2x0.3 m of 2x1.0 sqmm outdoor cable
<b>Through wiring</b>	Two cable entries for through wiring
<b>Lens / Reflector / Optic</b>	Clear toughened glass

LA-95032

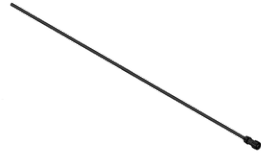


**LIGHTALK 13 (LA-95032) (Version 1)**

**Accessory**



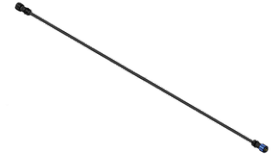
Cable - Connector IP67 Female 2 Pin Power - 1000 mm  
**A65491-001**



Cable - Connector IP67 Female 2 Pin Power - 5000 mm  
**A65491-005**



Cable - Connector IP67 Female + Male 2 Pin Power - 1000 mm  
**A65591-001**



Cable - Connector IP67 Female + Male 2 Pin Power - 5000 mm  
**A65591-005**



Connector IP67 Female 2 Pin Power  
**A68191**



Connector IP67 Male 2 Pin Power  
**A68291**



Driver (CV) - On/Off - 36 W - IP67 - 24 V  
**A34491-ND**



Driver (CV) - On/Off - 60 W - IP67 - 24 V  
**A34591-ND**



Driver (CV) - On/Off - 100 W - IP67 - 24 V  
**A34791-ND**



Driver (CV) - On/Off - 200 W - IP67 - 24 V  
**A34991-ND**



Driver (CV) - On/Off - 350 W - IP67 - 24 V  
**A35091-ND**