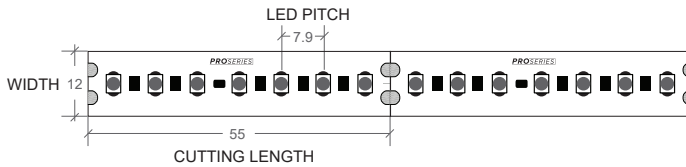


For Installation of PROLINE 2 LED Tape IP20 Model. ITRB1227001220, ITRB1230001220, ITRB1240001220 (12W/M 24VDC)

Product drawing (dimensions)

IP20

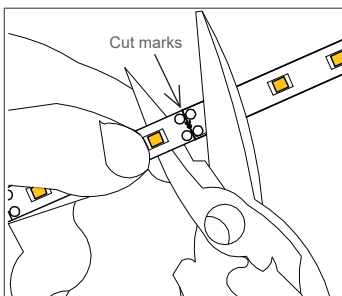


WARNING : DELICATE PRODUCT

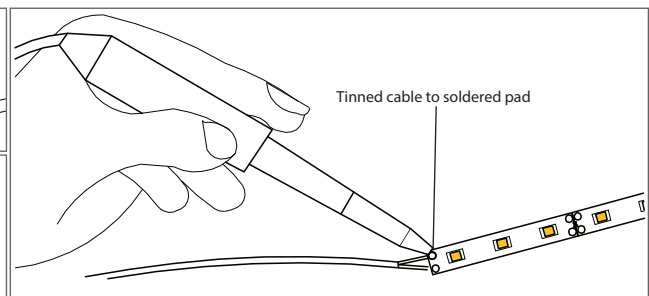
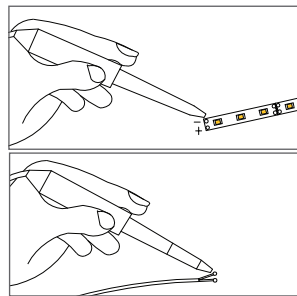
- ✗ DO NOT BEND
- ✗ DO NOT TWIST
- ✗ DO NOT HANDLE ROUGHLY
- ✗ DO NOT USE WITHOUT ALUMINIUM PROFILE
(required for thermal management)

CABLE CONNECTION

Cut LED tape at the cut marks outlined only.

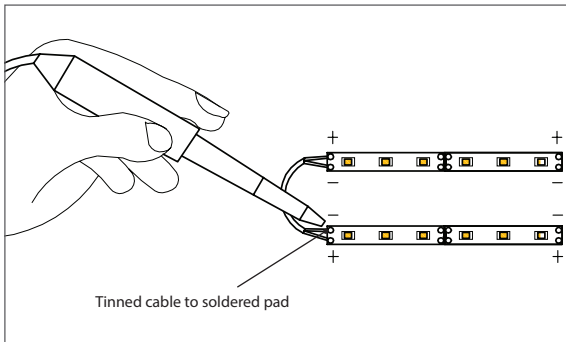


To provide a cable connection, cut and trim the cable to the appropriate length. Solder the wires onto the end of the LED tape ensuring the correct +/- polarity.



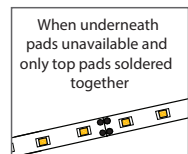
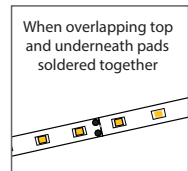
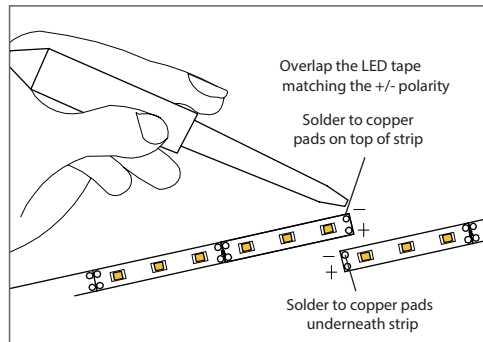
CORNER CONNECTION

To provide a corner connection, cut and trim the wires to the appropriate length for the corner. Solder the wires to the soldering pads at end of the LED tape and to the beginning of the new LED tape ensuring the correct +/- polarity to form a continuous electrical circuit.



END TO END CONNECTION

To connect one length of LED tape to another, where possible, make connection where soldering pads are on both top and underneath of strip. Overlap LED tape, matching the +/- polarity between both lengths. If underneath soldering pads are not available, align LED tape end to end matching the +/- polarity between both lengths. Heat and solder the two lengths of LED tape together, using the top soldering pads on both strips to form a continuous electrical circuit.



Please note drawings are an installation guide only. Each LED tape application may have variable factors. Cable size may need to be specified to limit the voltage drop throughout the circuit.

Actual product characteristics may vary. Ligman Lighting reserves the right to improve, modify or update the product designs without prior notice.

ALWAYS UNCOIL BEFORE USE

- **LIGMAN standard products are supplied with the control gear 24VDC**
The control gear for other voltages and frequencies is available upon request, please consult us for more details.
- **LIGMAN luminaires are designed to conform IEC 60598 2-2 standard.**

Technical amendments and modifications techniques reserved.

Ligman Lighting

THAILAND
LIGMAN Lighting Co.,Ltd.
17/2 Moo 4, Monthong, Bang Nam Piao,
24150 Chachoengsao - Thailand
info@ligman.com