


Disassemble instructions

The preparation of the instruments:


Instruments: cross screwdriver($\phi 5\text{mm}$) 1pcs




1. Whole lamp



2. Loosen M4 screws on the strip cover and round cover, take off the tempered glass..



3. Loosen M3 screws on the pcb board,take off pcb board.



4.Light source module、 Heat sink、 Tempered glass.

