

Disassemble instructions

The preparation of the instruments:


Instruments: cross screwdriver($\phi 5\text{mm}$) 1pcs, slotted screwdriver($\phi 5\text{mm}$) 1pcs





1. Whole lamp



2. Loosen M4 screws on the lens, take off the lens.



3. Loosen M3 screws on the pcb board,take off pcb board.



4.Light source module、 Heat sink、 Lens.

