

# RIG 100 Series

## RIG 100HS, RIG 100HX

User Guide

# Contents

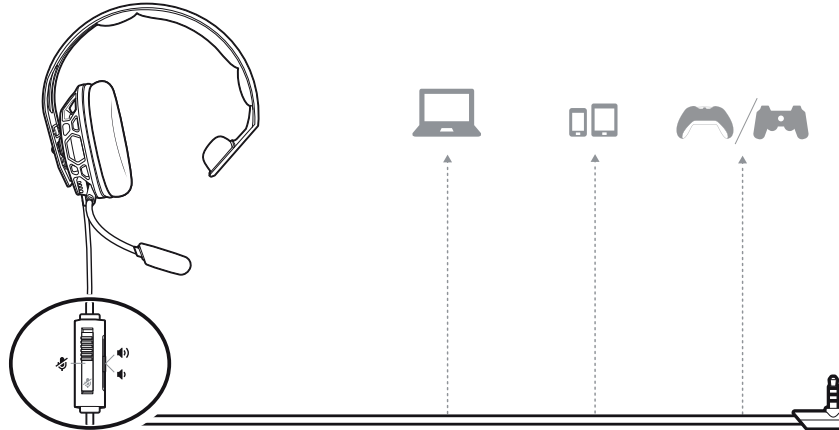
Setup and basics	3
Assemble headset	3
Be safe	3
Setup PS4	4
Setup Xbox One	4
Volume	4
Mute	4
Support	5

# Setup and basics

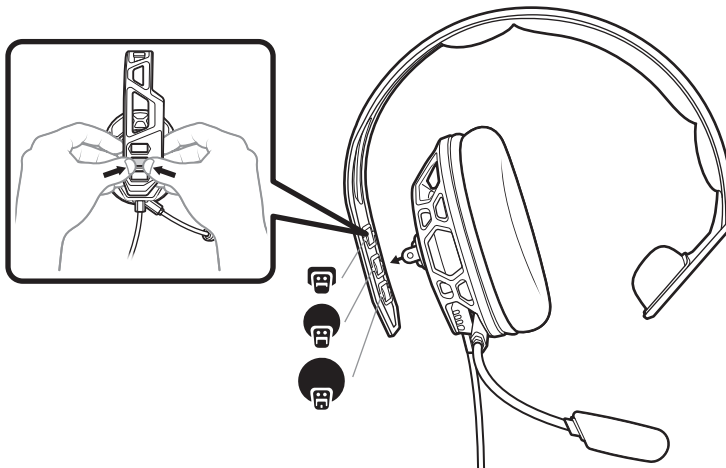
## Assemble headset

Your headset components easily snap into the headset frame to configure the best fit and sound.

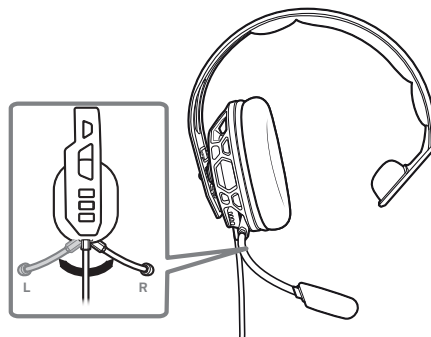
- 1 Follow the diagram to connect your system.



- 2 The headband adjusts to three sizes (small, medium, large) by moving the earcups. To remove an earcup, press the earcup to detach it from the headband.




- 3 To position the microphone on the right or left side, rotate the microphone boom down and over.



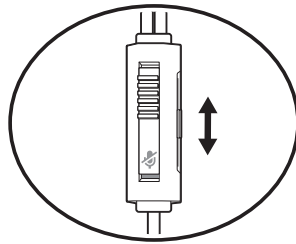
## Be safe

Please read the safety guide for important safety, charging, battery and regulatory information before using your new headset.

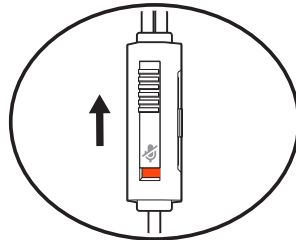
- Setup PS4**
- 1 To setup your headset for PS4, first go to **Settings > Sound and Screen > Audio Output Settings > Output to Headphones > Select All Audio**
  - 2 Then go to **Settings > Devices > Audio Devices > Headsets and Headphones > Volume Control (Headphones) >** 

**Setup Xbox One** To setup your headset for Xbox One, go to **Display and sound > Kinect and devices > Select device and adjust settings**

**Volume** To adjust the volume, slide the volume control.



**Mute** To mute your headset, slide the mute switch to reveal the red color.



# Support

## NEED MORE HELP?

[plantronics.com/support](http://plantronics.com/support)

[habitatsoundscaping@plantronics.com](mailto:habitatsoundscaping@plantronics.com)

### **Plantronics, Inc.**

345 Encinal Street  
Santa Cruz, CA 95060  
United States

### **Plantronics B.V.**

Scorpius 171  
2132 LR Hoofddorp  
Netherlands

© 2017 Plantronics, Inc. Plantronics and RIG are trademarks of Plantronics, Inc. registered in the US and other countries. "PlayStation" and "DUALSHOCK" are registered trademarks of Sony Interactive Entertainment Inc. All rights reserved. All other trademarks are the property of their respective owners.

Patents: US 8,504,115; 8,983,081; 9,008,319; D666,993; D667,388; D747,293; IN 245078; 245079; 268129; TW D154413; D154414; D171922.

211816-06 (11.17)