

# FOCUSON

NESO

The Magnetic Track System



Neso

Neso Slim



NEW  
VERSION

CASAMBI



# NEW 3D CONFIGURATOR

## NESO



# Highlights

## Neso Slim




Super Slim design  
Diseño Super Slim




Maximum integration of  
luminaires on rail  
Integración máxima de las  
luminarias en carril

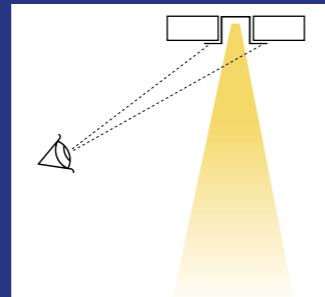
## Neso Slim and Standard



Magnetic  
Magnético



Versatility  
Versatilidad



UGR<16 Option



Connectivity  
Conectividad

The Magnetic Track System

FOCUSON



# tracks



1 Surface *Superficie*



2 Recessed *Empotrable*

Tracks are available for recessed, suspended and surface installation. *Los carriles están disponibles para instalación empotrada, suspendida y de superficie.*



3 Suspended *Suspendida*



FOCUSON

Neso



Fotografía: Leonas Garbacsauskas - Interiorista: Rimartus Design Studio

The Magnetic Track System

FOCUSON


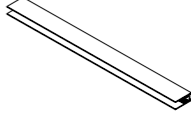
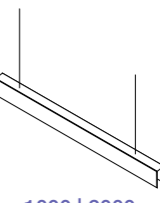




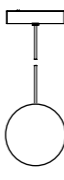


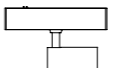
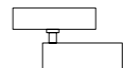
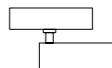
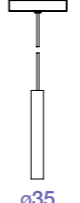




Neso allows the integration of lighting in any type of architecture. The luminaires are attached to the rail by means of magnets. This makes it very easy to change their position. Imagination and creativity to power! *Neso permite la integración de la iluminación en cualquier tipo de arquitectura. las luminarias se fijan al carril mediante imanes. Esto hace que sea muy fácil cambiarlas de posición. ¡Imaginación y creatividad al poder!*

# magnetic fixing

# NESO



		TRACKS Carriles		
		RECESSED Empotrable	SURFACE Superficie	PENDANT Colgante
				
		1000   2000	1000   2000	1000   2000
		MODULES Módulos		
Neso Point				
	84	164	320	
Neso Unik				
	ø150	ø150		
Neso Line				
	320	640		
Neso Hole				
	ø35	ø50	ø70	
				
Neso Top	ø35			
		FINISH Acabado		
		● Black Negro	○ White Blanco	
		COLOR TEMPERATURE Temperatura de color		
		2700K CRI>90	3000K CRI>90	
		CONTROL SYSTEM Sistema de Control		
				

FOCUSON


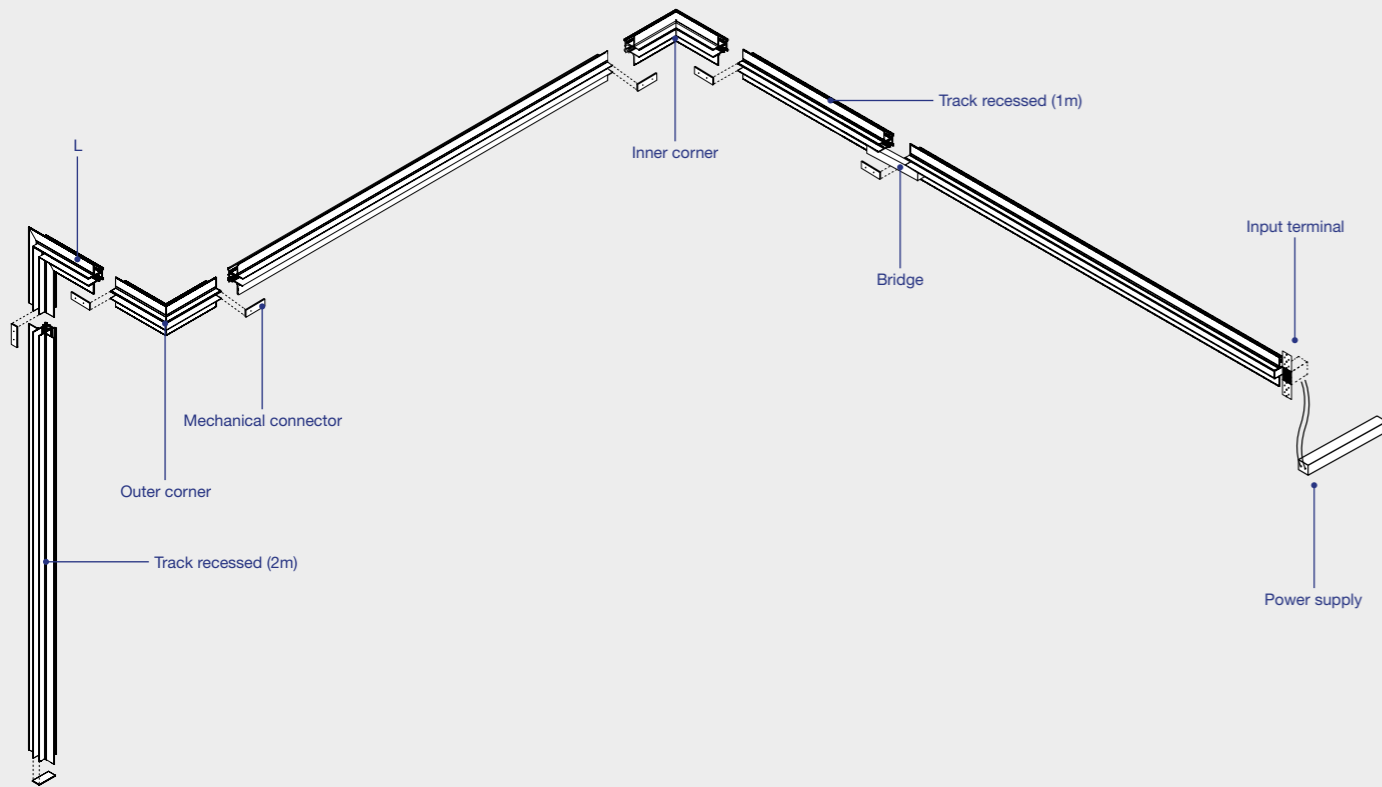
Neso

The Magnetic Track System

FOCUSON



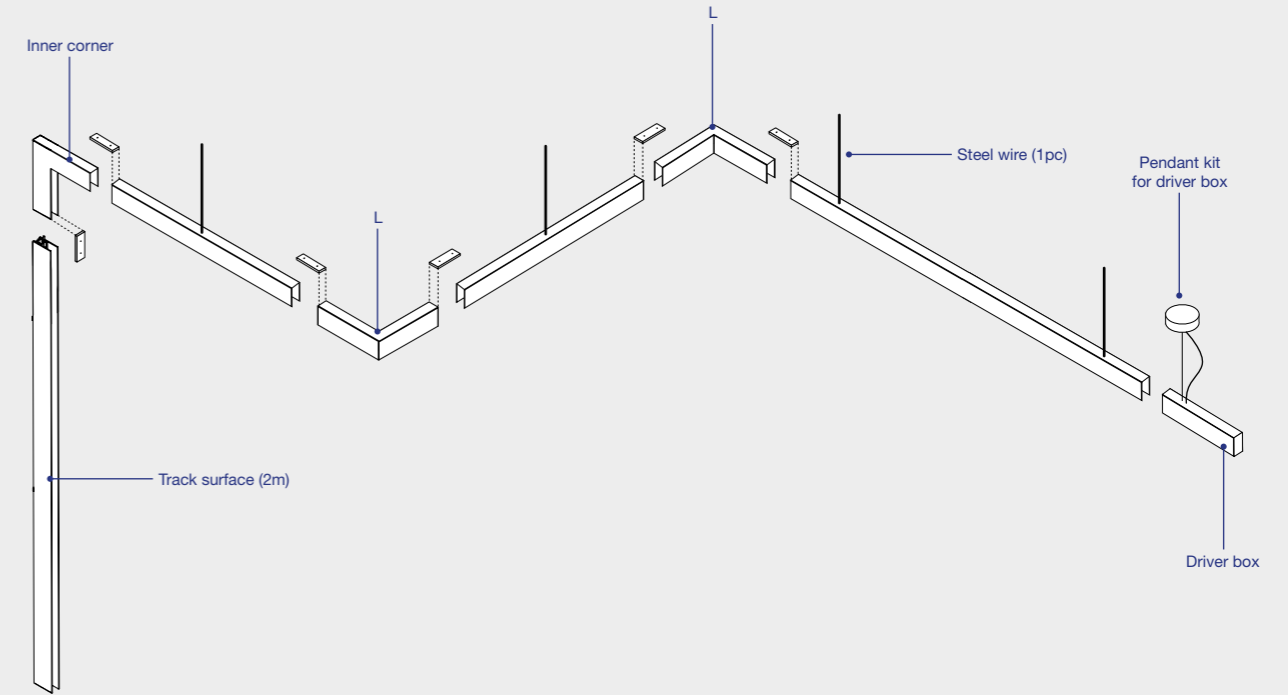
## TRACK RECESSED



24V

Family	Track Length	Finish	Control System
5020120 Neso Track Recessed	10 1m	1 White	D  ON/OFF
	20 2m	2 Black	


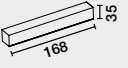
## TRACK SURFACE & SUSPENSION








24V





Family	Track Length	Finish	Control System
5020110 Neso Track Surface	10 1m	1 White	D  ON/OFF
	20 2m	2 Black	






## ACCESSORIES

	● 5020200102	Mechanical connector
	● 5020115101 / ● 5020115102	Bridge
	● 5020115101D / ● 5020115102D	Bridge DALI
	● 5020R120102	Track cover
<b>POWER SUPPLY</b>		
	98324120	Power supply 120W
	98324150	Power supply 150W
	98324180	Power supply 180W
	98324200	Power supply 200W

	● 5020221401 / ● 5020221402	Input terminal
	● 5020221401D / ● 5020221402D	Input terminal DALI
	● 5020221001 / ● 5020221002	L
	● 5020221001D / ● 5020221002D	L DALI
	● 5020221101 / ● 5020221102	T
	● 5020221101D / ● 5020221102D	T DALI
	● 5020221201 / ● 5020221202	Inner corner
	● 5020221201D / ● 5020221202D	Inner corner DALI
	● 5020221301 / ● 5020221302	Outer corner
	● 5020221301D / ● 5020221302D	Outer corner DALI

## ACCESSORIES

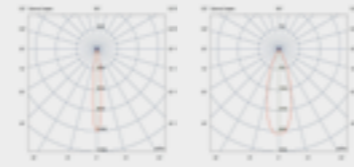
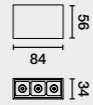
	● 5020200102	Mechanical connector
	● 5020115101 / ● 5020115102	Bridge
	● 5020115101D / ● 5020115102D	Bridge DALI
	● 5020210001 / ● 5020210002	Driver box
	● 5020210001D / ● 5020210002D	Driver box DALI
	● 5020210201 / ● 5020210202	Pendant kit
	● 5020210201D / ● 5020210202D	Pendant kit DALI
	5020210102	Steel wire
	● 5020R120102	Track cover
<b>POWER SUPPLY</b>		
	98324120	Power supply 120W
	98324150	Power supply 150W
	98324180	Power supply 180W
	98324200	Power supply 200W

	● 5020210301 / ● 5020210302	Input terminal
	● 5020210301D / ● 5020210302D	Input terminal DALI
	● 5020211001 / ● 5020211002	L
	● 5020211001D / ● 5020211002D	L DALI
	● 5020211101 / ● 5020211102	T
	● 5020211101D / ● 5020211102D	T DALI
	● 5020211201 / ● 5020211202	Inner corner
	● 5020211201D / ● 5020211202D	Inner corner DALI
	● 5020211301 / ● 5020211302	Outer corner
	● 5020211301D / ● 5020211302D	Outer corner DALI



### NESO POINT 3L

no incl. 50.000HS L70/B10 MACADAM 3 24V 650°C UGR <16



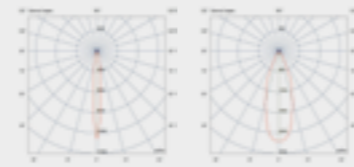
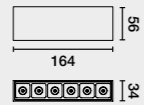
12°

34°

Family	Color T°	Beam Angle	Finish
50101 Point 3L 4W	927 2700K 217lm CRI>90	1 12°	1 White
	930 3000K 292lm CRI>90	2 34°	2 Black

### NESO POINT 6L

no incl. 50.000HS L70/B10 MACADAM 3 24V 650°C UGR <16



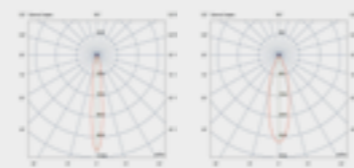
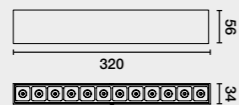
12°

34°

Family	Color T°	Beam Angle	Finish	Control System
50102 Point 6L 8W	927 2700K 480lm CRI>90	1 12°	1 White	<input type="checkbox"/> N <input type="checkbox"/> W CASAMBI <input type="checkbox"/> D DALI <input type="checkbox"/> ON/OFF
	930 3000K 506lm CRI>90	2 34°	2 Black	

### NESO POINT 12L

no incl. 50.000HS L70/B10 MACADAM 3 24V 650°C UGR <16



12°



34°

Family	Color T°	Beam Angle	Finish	Control System
50103 Point 12L 16W	927 2700K 1102lm CRI>90	1 12°	1 White	<input type="checkbox"/> N <input type="checkbox"/> W CASAMBI <input type="checkbox"/> D DALI <input type="checkbox"/> ON/OFF
	930 3000K 1107lm CRI>90	2 34°	2 Black	



### NESO LINE 32cm

no incl. 50.000HS L70/B10 24V





32

Family	Color T°	Finish	Control System						
50104 Line 32cm 13W	927 2700K 892lm CRI>90 930 3000K 920lm CRI>90	01 White 02 Black	<table border="1"> <tr><td>W</td><td>CASAMBI</td></tr> <tr><td>D</td><td>BALI</td></tr> <tr><td></td><td>ON/OFF</td></tr> </table>	W	CASAMBI	D	BALI		ON/OFF
W	CASAMBI								
D	BALI								
	ON/OFF								

### NESO LINE 64cm

no incl. 50.000HS L70/B10 24V



64

Family	Color T°	Finish	Control System						
50105 Line 64cm 26W	927 2700K 1399lm CRI>90 930 3000K 1442lm CRI>90	01 White 02 Black	<table border="1"> <tr><td>W</td><td>CASAMBI</td></tr> <tr><td>D</td><td>BALI</td></tr> <tr><td></td><td>ON/OFF</td></tr> </table>	W	CASAMBI	D	BALI		ON/OFF
W	CASAMBI								
D	BALI								
	ON/OFF								

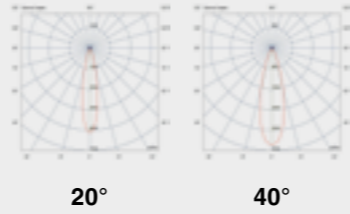
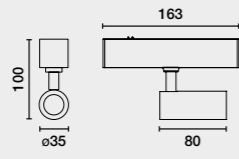
The Magnetic Track System

FOCUSON



NESO HOLE ø3.5cm

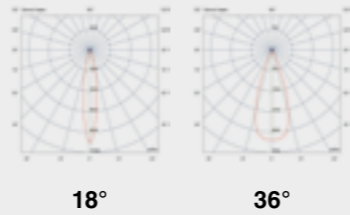
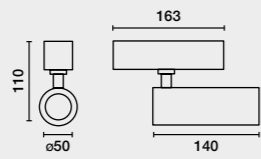
no incl. 50.000HS L70/B10 MACADAM 3 24V 650°C



Family	Color T°	Beam Angle	Finish	Control System
50107 Hole ø3,5cm 5W	927 2700K 360lm CRI>90	1 20°	1 White	<input checked="" type="checkbox"/> W CASAMBI <input type="checkbox"/> D DALI <input type="checkbox"/> ON/OFF
	930 3000K 444lm CRI>90	2 40°	2 Black	

NESO HOLE ø5cm

no incl. 50.000HS L70/B10 MACADAM 3 24V 650°C

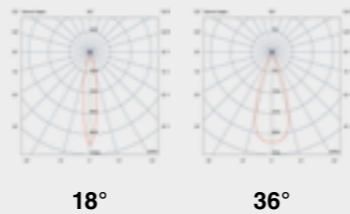
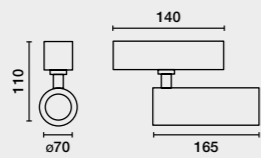


Family	Color T°	Beam Angle	Finish	Control System
50108 Hole ø5cm 10W	027 2700K 445lm CRI>90	1 18°	1 White	<input checked="" type="checkbox"/> W CASAMBI <input type="checkbox"/> D DALI <input type="checkbox"/> ON/OFF
	030 3000K 592lm CRI>90	2 36°	2 Black	

NESO HOLE ø7cm

N

no incl. 50.000HS L70/B10 MACADAM 3 24V 650°C



Family	Color T°	Beam Angle	Finish	Control System
50110 Hole ø7cm 20W	027 2700K 881lm CRI90	1 18°	1 White	<input type="checkbox"/> W CASAMBI <input type="checkbox"/> D DALI <input type="checkbox"/> ON/OFF
	030 3000K 1171lm CRI90	2 36°	2 Black	


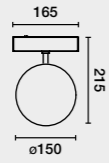
The Magnetic Track System

FOCUSON



NESO UNIK

no incl. 50.000HS L70/B10 MACADAM 3 24V 650°C


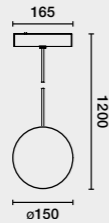


325°

Family	Color T°	Finish	Control System									
50108 Unik 5W	927 2700K 256lm CRI>90 930 3000K 264lm CRI>90	01 White 02 Black	<table border="1"> <tr><td>N</td><td>W</td><td>CASAMBI</td></tr> <tr><td></td><td>D</td><td>DALI</td></tr> <tr><td></td><td></td><td>ON/OFF</td></tr> </table>	N	W	CASAMBI		D	DALI			ON/OFF
N	W	CASAMBI										
	D	DALI										
		ON/OFF										

NESO UNIK

no incl. 50.000HS L70/B10 MACADAM 3 24V 650°C

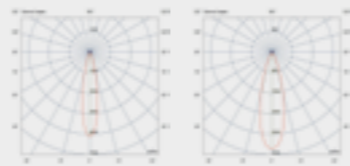
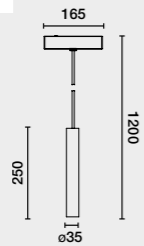


325°

Family	Color T°	Finish	Control System									
50109 Unik 5W	027 2700K 256lm CRI>90 030 3000K 264lm CRI>90	01 White 02 Black	<table border="1"> <tr><td>N</td><td>W</td><td>CASAMBI</td></tr> <tr><td></td><td>D</td><td>DALI</td></tr> <tr><td></td><td></td><td>ON/OFF</td></tr> </table>	N	W	CASAMBI		D	DALI			ON/OFF
N	W	CASAMBI										
	D	DALI										
		ON/OFF										

NESO TOP

no incl. 50.000HS L70/B10 MACADAM 3 24V 650°C



20°

40°

Family	Color T°	Beam Angle	Finish	Control System									
50106 Top 5W	927 2700K 360m CRI>90 930 3000K 444lm CRI>90	1 20° 2 40°	1 White 2 Black	<table border="1"> <tr><td>N</td><td>W</td><td>CASAMBI</td></tr> <tr><td></td><td>D</td><td>DALI</td></tr> <tr><td></td><td></td><td>ON/OFF</td></tr> </table>	N	W	CASAMBI		D	DALI			ON/OFF
N	W	CASAMBI											
	D	DALI											
		ON/OFF											

The Magnetic Track System

FOCUSON





FOCUSON

# NESO SLIM



Neso



The Magnetic Track System

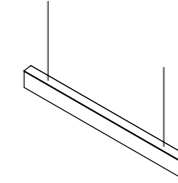
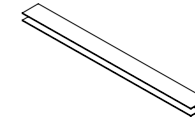
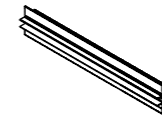
TRACKS  
Carriles

FOCUSON

RECESSED  
Empotrable

SURFACE  
Superficie

PENDANT  
Colgante



1000 | 2000

1000 | 2000

1000 | 2000

MODULES  
Módulos

Neso Slim  
Point



305



388

Neso Slim  
Unik



ø150

Neso Slim  
Line/Wallwasher

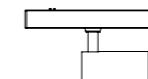
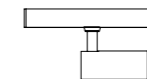


305

704

305

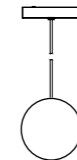
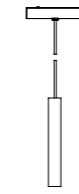
Neso Slim  
Hole



ø35

ø50

Neso Slim  
Pendants



ø35

ø150

ø32

ø40

ø72

FINISH  
Acabado

● Black  
Negro

COLOR TEMPERATURE  
Temperatura de color

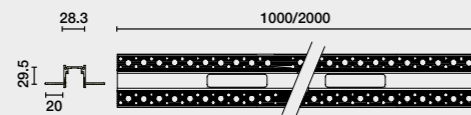
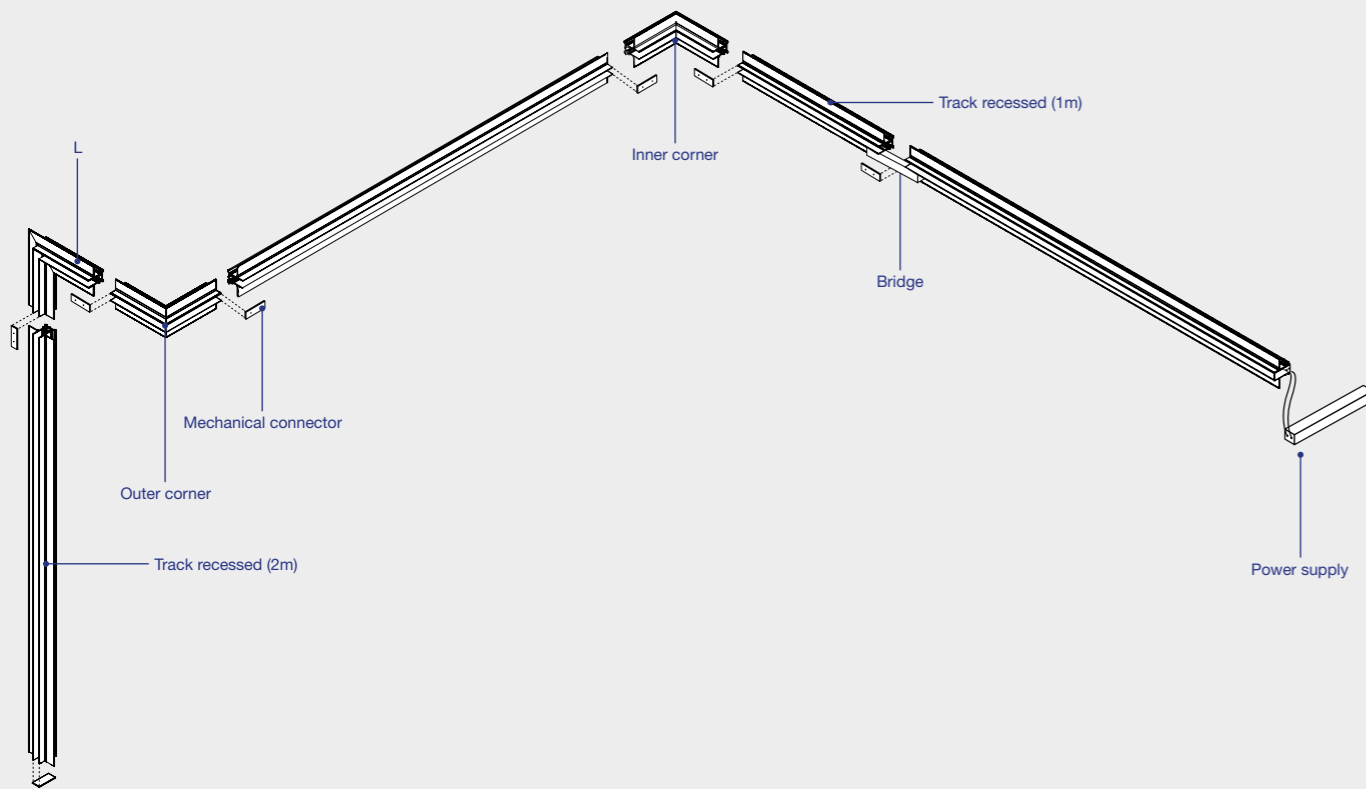
2700K CRI>90

3000K CRI>90

CONTROL SYSTEM  
Sistema de Control



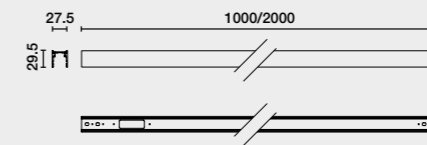
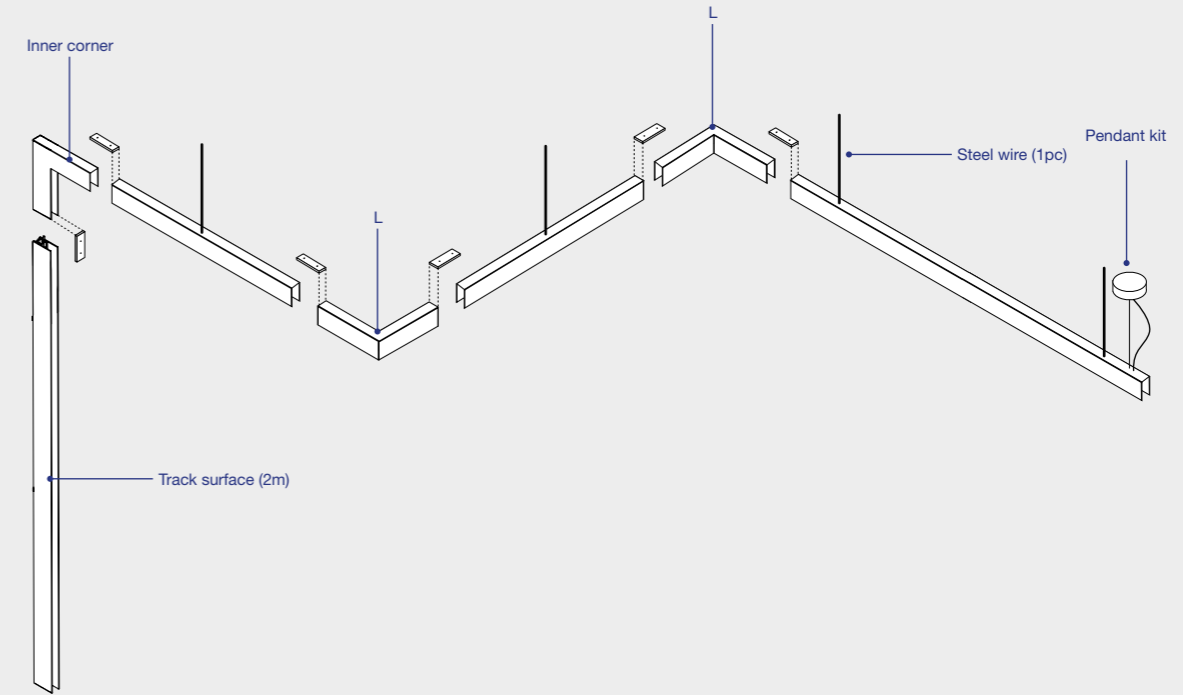
## TRACK RECESSED



24V

Family	Track Length	Finish	Control System
6020120 Neso Track Recessed	10 1m	2 Black	D  ON/OFF
	20 2m		

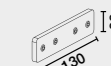



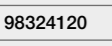
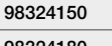
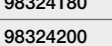

## TRACK SURFACE & SUSPENSION


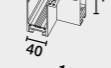

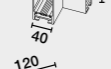

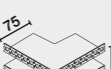




24V











Family	Track Length	Finish	Control System
6020110 Neso Track Surface	10 1m	2 Black	D  ON/OFF
	20 2m		






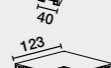


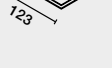

## ACCESSORIES

	● 6020200102	Mechanical connector
	● 6020115102	Bridge
	● 6020115102D	Bridge DALI
	● 6020R120102	Track cover
<b>POWER SUPPLY</b>		
	98324120	Power supply 120W
	98324150	Power supply 150W
	98324180	Power supply 180W
	98324200	Power supply 200W

	● 6020221002	L
	● 6020221002D	L DALI
	● 6020221102	T
	● 6020221102D	T DALI
	● 6020221202	Inner corner
	● 6020221202D	Inner corner DALI
	● 6020221302	Outer corner
	● 6020221302D	Outer corner DALI

## ACCESSORIES


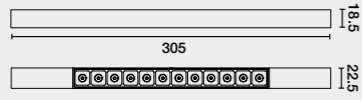
	● 6020200102	Mechanical connector
	● 6020200103	Surface mounting Kit
	● 6020210202	Pendant Kit
	● 6020210202D	Pendant kit DALI
	6020210102	Steel wire
	6020R120102	Track cover
<b>POWER SUPPLY</b>		
	98324120	Power supply 120W
	98324150	Power supply 150W
	98324180	Power supply 180W
	98324200	Power supply 200W

	● 6020115102	Bridge
	● 6020115102D	Bridge DALI
	● 6020211002	L
	● 6020211002D	L DALI
	● 6020211102	T
	● 6020211102D	T DALI
	● 6020211202	Inner corner
	● 6020211202D	Inner corner DALI
	● 6020211302	Outer corner
	● 6020211302D	Outer corner DALI



NESO SLIM POINT 12L

no incl. 50.000HS L70/B10 MACADAM 3 24V 650°C UGR <16


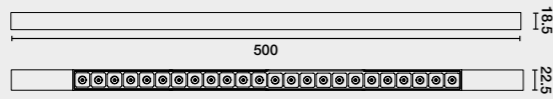


25°

Family	Color T°	Beam Angle	Finish	Control System
60102 Point slim 12L 12W	927 2700K 816lm CRI>90 930 3000K 841lm CRI>90	1 25°	2 Black	W CASAMBI D DALI ON/OFF

NESO SLIM POINT 24L

no incl. 50.000HS L70/B10 MACADAM 3 24V 650°C UGR <16



25°

Family	Color T°	Beam Angle	Finish	Control System
60103 Point slim 24L 24W	927 2700K 1674lm CRI>90 930 3000K 1726lm CRI>90	1 25°	2 Black	W CASAMBI D DALI ON/OFF



The Magnetic Track System

FOCUSON



### NESO SLIM LINE 30cm



no incl. 50.000HS L70/B10 MACADAM 3 24V 650°C



Family	Color T°	Finish	Control System
60104 Line slim 30cm 6W	927 2700K 322lm CRI>90 930 3000K 332lm CRI>90	02 Black	W CASAMBI D DALI ON/OFF

### NESO SLIM LINE 70cm

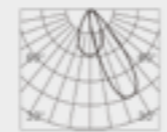

no incl. 50.000HS L70/B10 MACADAM 3 24V 650°C



Family	Color T°	Finish	Control System
60105 Line slim 70cm 18W	927 2700K 875lm CRI>90 930 3000K 902lm CRI>90	02 Black	W CASAMBI D DALI ON/OFF

### NESO SLIM LINE WALL WASHER 30cm NEW

no incl. 50.000HS L70/B10 MACADAM 3 24V 650°C



Family	Color T°	Finish	Control System
60111 Line slim wallwasher 30cm 6W	927 2700K 311lm CRI>90 930 3000K 320lm CRI>90	02 Black	W CASAMBI D DALI ON/OFF

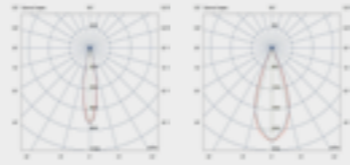
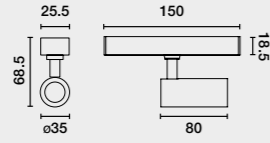
The Magnetic Track System

FOCUSON



NESO SLIM HOLE ø3.5cm

no incl. 50.000HS L70/B10 MACADAM 3 24V 650°C

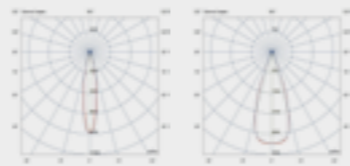
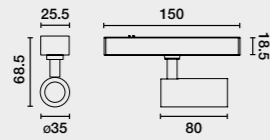


20° 40°

Family	Color T°	Beam Angle	Finish	Control System
60107 Hole slim ø3,5cm 5W	927 2700K 360lm CRI>90	1 20°	2 Black	W CASAMBI D DALI ON/OFF
	930 3000K 444lm CRI>90	2 40°		

NESO SLIM HOLE ø5cm

no incl. 50.000HS L70/B10 MACADAM 3 24V 650°C



18° 36°

Family	Color T°	Beam Angle	Finish	Control System
60108 Hole slim ø5cm 10W	027 2700K 445lm CRI>90	1 18°	2 Black	W CASAMBI D DALI ON/OFF
	030 3000K 592lm CRI>90	2 36°		


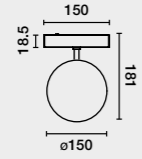
The Magnetic Track System

FOCUSON



## NESO SLIM UNIK

no incl. 50.000HS L70/B10 MACADAM 3 24V 650°C


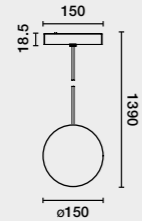


325°

Family	Color T°	Finish	Control System
60108 Unik slim 5W	927 2700K 230lm CRI>90 930 3000K 237lm CRI>90	02 Black	W CASAMBI D DALI ON/OFF

## NESO SLIM UNIK PENDANT

no incl. 50.000HS L70/B10 MACADAM 3 24V 650°C

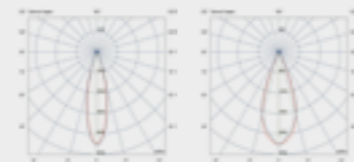
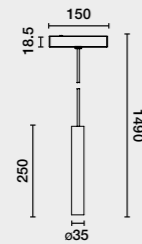


325°

Family	Color T°	Finish	Control System
60109 Unik slim pendant 5W	027 2700K 230lm CRI>90 030 3000K 237lm CRI>90	02 Black	W CASAMBI D DALI ON/OFF

## NESO SLIM TOP

no incl. 50.000HS L70/B10 MACADAM 3 24V 650°C



20°

40°

Family	Color T°	Beam Angle	Finish	Control System
60106 Top slim top 5W	927 2700K 308m CRI>90 930 3000K 320lm CRI>90	1 20° 2 40°	2 Black	W CASAMBI D DALI ON/OFF


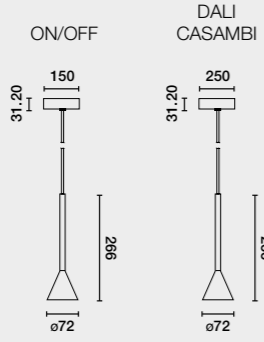
The Magnetic Track System

FOCUSON



NEO SLIM ANNA NEW

no incl. 50.000HS L70/B10 24V




15°

Family	Color T°	Beam Angle	Finish	Control System						
60110 Anna slim pendant 6W	927 2700K CRI90	1 15°	2 Black	<table border="1"> <tr><td>W</td><td>CASAMBI</td></tr> <tr><td>D</td><td>DALI</td></tr> <tr><td></td><td>ON/OFF</td></tr> </table>	W	CASAMBI	D	DALI		ON/OFF
W	CASAMBI									
D	DALI									
	ON/OFF									

NEO SLIM DIANA NEW

no incl. 50.000HS L70/B10 24V


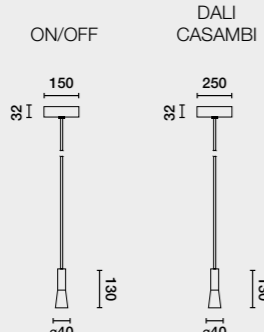


18°

Family	Color T°	Beam Angle	Finish	Control System						
60112 Diana slim 400 6W	927 2700K CRI90	1 18°	2 Black	<table border="1"> <tr><td>W</td><td>CASAMBI</td></tr> <tr><td>D</td><td>DALI</td></tr> <tr><td></td><td>ON/OFF</td></tr> </table>	W	CASAMBI	D	DALI		ON/OFF
W	CASAMBI									
D	DALI									
	ON/OFF									
60113 Diana slim 600 6W										
60114 Diana slim 800 6W										

NEO SLIM NINA NEW

no incl. 50.000HS L70/B10 24V



18°

Family	Color T°	Beam Angle	Finish	Control System						
60111 Nina slim 4W	927 2700K CRI90	1 18°	2 Black	<table border="1"> <tr><td>W</td><td>CASAMBI</td></tr> <tr><td>D</td><td>DALI</td></tr> <tr><td></td><td>ON/OFF</td></tr> </table>	W	CASAMBI	D	DALI		ON/OFF
W	CASAMBI									
D	DALI									
	ON/OFF									

The Magnetic Track System

FOCUSON



### NESO POINT 3L

Option	Color T°	CRI	Power	Lumen Output	Beam Angle
927	2700k	90	4W	217 / 221lm	12° / 34°
930	3000k	90	4W	292 / 298lm	12° / 34°

### NESO POINT 6L

Option	Color T°	CRI	Power	Lumen Output	Beam Angle
927	2700k	90	8W	480 / 487lm	12° / 34°
930	3000k	90	8W	506 / 512lm	12° / 34°

### NESO POINT 12L

Option	Color T°	CRI	Power	Lumen Output	Beam Angle
927	2700k	90	8W	1102 / 1109lm	12° / 34°
930	3000k	90	8W	1107 / 1112lm	12° / 34°

### NESO LINE 32cm

Option	Color T°	CRI	Power	Lumen Output	Beam Angle
927	2700k	90	6W	892lm	100°
930	3000k	90	6W	920lm	100°

### NESO LINE 64cm

Option	Color T°	CRI	Power	Lumen Output	Beam Angle
927	2700k	90	18W	1399lm	100°
930	3000k	90	18W	1442lm	100°

### NESO HOLE ø3.5cm

Option	Color T°	CRI	Power	Lumen Output	Beam Angle
927	2700k	90	5W	360 / 372lm	20° / 40°
930	3000k	90	5W	592 / 602lm	20° / 40°

### NESO HOLE ø5cm

Option	Color T°	CRI	Power	Lumen Output	Beam Angle
927	2700k	90	10W	825 / 932lm	18° / 36°
930	3000k	90	10W	954 / 961lm	18° / 36°

### NESO HOLE ø7cm

Option	Color T°	CRI	Power	Lumen Output	Beam Angle
927	2700k	90	20W	925 / 931lm	18° / 36°
930	3000k	90	20W	954 / 961lm	18° / 36°

### NESO UNIK

Option	Color T°	CRI	Power	Lumen Output	Beam Angle
927	2700k	90	5W	256lm	325°
930	3000k	90	5W	264lm	325°

### NESO TOP

Option	Color T°	CRI	Power	Lumen Output	Beam Angle
927	2700k	90	5W	360 / 371lm	20° / 40°
930	3000k	90	5W	444 / 452lm	20° / 40°

### NESO SLIM POINT 12L

Option	Color T°	CRI	Power	Lumen Output	Beam Angle
927	2700k	90	12W	816lm	25°
930	3000k	90	12W	841lm	25°

### NESO SLIM POINT 24L

Option	Color T°	CRI	Power	Lumen Output	Beam Angle
927	2700k	90	24W	1674lm	25°
930	3000k	90	24W	1726lm	25°

### NESO SLIM LINE 30cm

Option	Color T°	CRI	Power	Lumen Output	Beam Angle
927	2700k	90	6W	322lm	100°
930	3000k	90	6W	332lm	100°

### NESO SLIM LINE 70cm

Option	Color T°	CRI	Power	Lumen Output	Beam Angle
927	2700k	90	18W	875lm	100°
930	3000k	90	18W	902lm	100°

### NESO SLIM HOLE ø3.5cm

Option	Color T°	CRI	Power	Lumen Output	Beam Angle
927	2700k	90	5W	334 / 334lm	20° / 40°
930	3000k	90	5W	347 / 344lm	20° / 40°

### NESO SLIM HOLE ø5cm

Option	Color T°	CRI	Power	Lumen Output	Beam Angle
927	2700k	90	10W	545 / 572lm	18° / 36°
930	3000k	90	10W	562 / 590lm	18° / 36°

### NESO SLIM UNIK

Option	Color T°	CRI	Power	Lumen Output	Beam Angle
927	2700k	90	5W	230lm	325°
930	3000k	90	5W	237lm	325°

### NESO SLIM TOP

Option	Color T°	CRI	Power	Lumen Output	Beam Angle
927	2700k	90	5W	308 / 310lm	20° / 40°
930	3000k	90	5W	318 / 320lm	20° / 40°

### NESO SLIM ANNA

Option	Color T°	CRI	Power	Lumen Output	Beam Angle
927	2700k	90	6W	203lm	15°

### NESO SLIM DIANA

Option	Color T°	CRI	Power	Lumen Output	Beam Angle
927	2700k	90	6W	317lm	18°

### NESO SLIM NINA

Option	Color T°	CRI	Power	Lumen Output	Beam Angle
927	2700k	90	4W	108lm	18°

## Logistic Headquarters

---

Calle Dinámica 1  
Polígono Industrial Santa Rita  
08755 Castellbisbal (Barcelona)  
Tel +34 93 772 39 49  
info@faro.es

## Showrooms

---

BARCELONA  
Princesa  
Calle Princesa, 52  
08003, Barcelona  
Tel +34 93 238 73 73  
showroom.barcelona@faro.es

MADRID  
docontract MAD  
Calle Velázquez, 35, 4ºD  
28001, Madrid  
Tel +34 689 583 571  
showroom.madrid@faro.es

PARIS  
7 Rue d'Uzès,  
75002 Paris  
Tel +34 687 845 758  
showroom.paris@faro.es