



HEATING

THERMOSTATIC HEAD W7



The thermostatic W6 allows an individual adjustment of the ambient temperature. They are proportional and permanent regulators. These heads react automatic to the variation of the room temperature. If the temperature increases, for example, as an effect of the solar radiation, the liquid sensor limits the water circulation in the heater, reducing the pass of the valve.

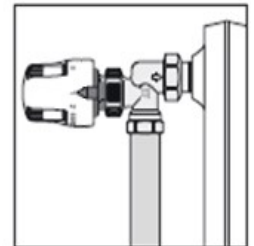
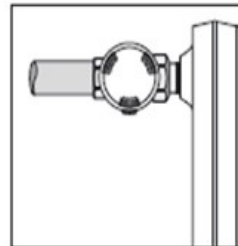
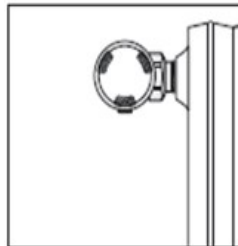
Around the 60% of the total consume of energy in a standard house of 100m2 is for the heating system. Thanks to the regulation done by the thermostatic heads, easily an energetic saving of the 10% can be achieved, that depending on the installation can reach to a 25%.

STH offer thermostatic head of high quality. The W7 range is appropriate for all the installation and compatible with the thermostatic STH and Klimatech M24 valves.

The principal advantages of the W7 head are that it does not need any tool for its assembly in the valve. In addition of the energetic saving, the range of this heat is among the ones with higher efficiency. This head in comparison with the W6 range, is that it is certified according the standard EN 215 and the TELL certification.

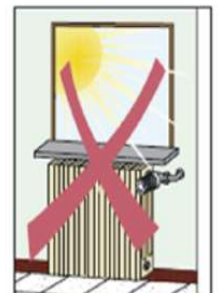
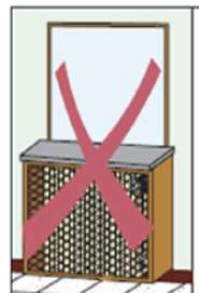
GENERAL RECOMMENDATIONS

- Is recommended to locate the head in the horizontal position.
- Do not use detergents to clean the head or the body.
- Direct sunlight should not fall directly on the head and decorative elements or curtains should not impede the free circulation of air.



It can not be installed in the following positions:

- Upper part of the heater covers.
- Under the windows.
- Behind curtains.
- Where the sun is directly fallinf on it.

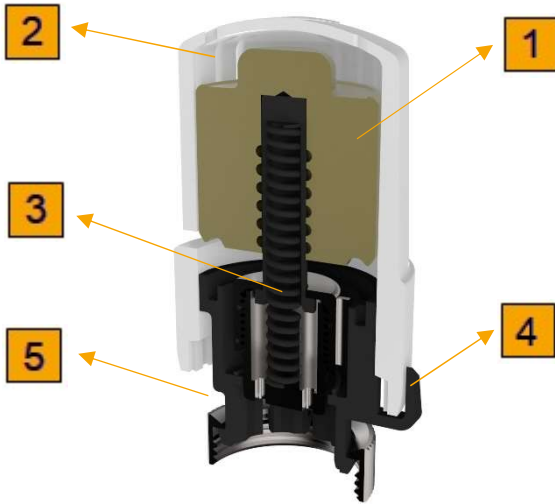




HEATING

THERMOSTATIC HEAD W7

CHARACTERISTICS - EN 215



Nº	Name
1	Liquid sensor
2	Head
3	Spindle
4	Indicator
5	Adjustment nut

Code	Product	Hysteresis (k)	Conduction (k)	Time of answer (min)	Influence of the differential pressure (k)
38323	W7	0,4 k	0,4 k	20 min	0,4 k
38324	W7	0,4 k	0,4 k	20 min	0,4 k

APPLICATIONS

Maximum water temperature	+50 °C
Minimum water temperature	-10 °C

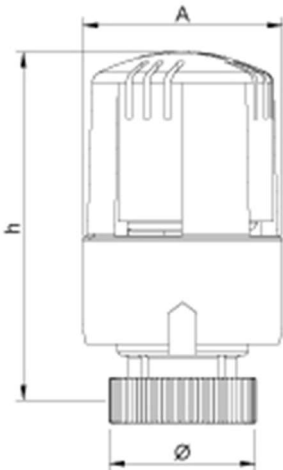
Product	Sensor	Ajustment	Connection	Adjustment range	Color
W7 (38323)	Liquid	5 – 28 °C	M28 x 1,5	0 - 5	Blanco
W7 (38324)	Liquid	5 – 28 °C	M30 x 1,5	0 - 5	Blanco



HEATING

THERMOSTATIC HEAD W7

DIMENSIONS



Code	Product	Ø	A	H
38323 / 38324	W7	M28x1,5	42,5 mm	80 mm

ADJUSTMENTS

- Remove the cap of the valve.
- Place the head in the position 5 with the index in the upper part. Then place the head in the body.
- Thread the nut in the body of the valve with the hand. Maximum force of 10 Nm.
- Select your comfort temperature. The position 3 corresponds to a temperature between 19 °C and 22 °C.

NOTA: To maintain the characteristics of the thermostatic heads, place the head in the position 5 when it is the summer, period of heating stop.

Position	0	❄	1	2	3	4	5
Temperature	2 °C	7 °C	12 °C	16 °C	20 °C	24 °C	28 °C