



VALVES

SIGHT BALL VALVE

TEKNICA



The Teknica ball valve is designed and guaranteed for use in potable water, hot water (ACS), compressed air networks, hydraulic and pneumatic systems. For fuels, solvents, acids and aggressive liquids, please consult us.



This range offers maximum protection against corrosion due to the chrome finish (except on the inside of the body and fitting) and the stainless steel lever. The chrome-plated finish allows them to be installed outdoors without affecting their operation.

Other advantages offered by the Teknica valve: Reversible handle and the possibility of sealing it.

As they are manufactured by hot stamping, compared to other valves obtained by casting, we achieve the absence of pores and greater mechanical strength.

| TECHNICAL DATA | |
|--|--|
| Maximum pressure | 40 bar (*) |
| Maximum temperature | 140 °C |
| Range | -20 °C to 140 °C (excluding frozen) |
| (*) 3/8" a 2" = PN40 1/4" and 2 1/2" to 4" = PN30 | |

| MATERIALS | |
|----------------------|-----------------------------|
| Body and fittings | Brass (UNE-EN 12164 -12165) |
| Ball | Brass (UNE-EN 12164 -12165) |
| Stem and packing | Brass (UNE-EN 12164 -12165) |
| Sealing joint | PTFE |
| Handle and Butterfly | AISI 304/ Aluminium |



1. Handle
2. Nut
3. Packing gland
4. Packing joint
5. Stem
6. Body
7. Seat
8. Ball
9. Seat
10. Fitting



VALVES

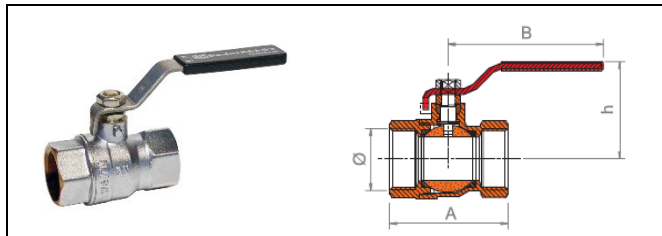
SIGHT BALL VALVE

TEKNICA

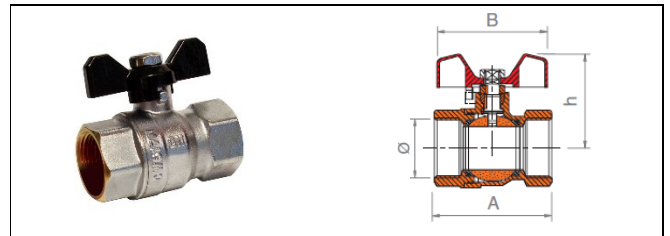
Installation:

- Due to the characteristics of the ball valve, it is recommended that the closure ball always work in the full open or close position, never keep the ball in intermediate positions, for long time periods. In this position, the seat deforms and subsequently leakage problems may occur.
- Ball valves should not be abruptly operated to avoid water hammer.
- If the valve is in the same position, open or closed, for a long period of time, it is recommended to open and close the valve every 3 months.

Code and dimensions



| Code | Ø | A | B | h |
|--------------|--------|-----|-----|----|
| 34261 | 3/8" | 44 | 70 | 37 |
| 34262 | 1/2" | 61 | 97 | 50 |
| 34263 | 3/4" | 65 | 97 | 53 |
| 34264 | 1" | 80 | 114 | 60 |
| 34265 | 1 1/4" | 89 | 114 | 69 |
| 34266 | 1 1/2" | 108 | 159 | 77 |
| 34267 | 2" | 125 | 159 | 81 |
| 34268 | 2 1/2" | 150 | 174 | 90 |



| Code | Ø | A | B | h |
|--------------|------|----|----|----|
| 34272 | 3/8" | 44 | 46 | 46 |
| 34273 | 1/2" | 61 | 56 | 56 |
| 34274 | 3/4" | 65 | 56 | 56 |

DIAGRAM PRESSURE DROP

K_v Values

K_v is the flow coefficient in metric units.

It is defined as the flow rate in cubic meters per hour (m³ / h) of water at a temperature between 5°C and 40°C with a pressure drop through the open valve of 1 bar.



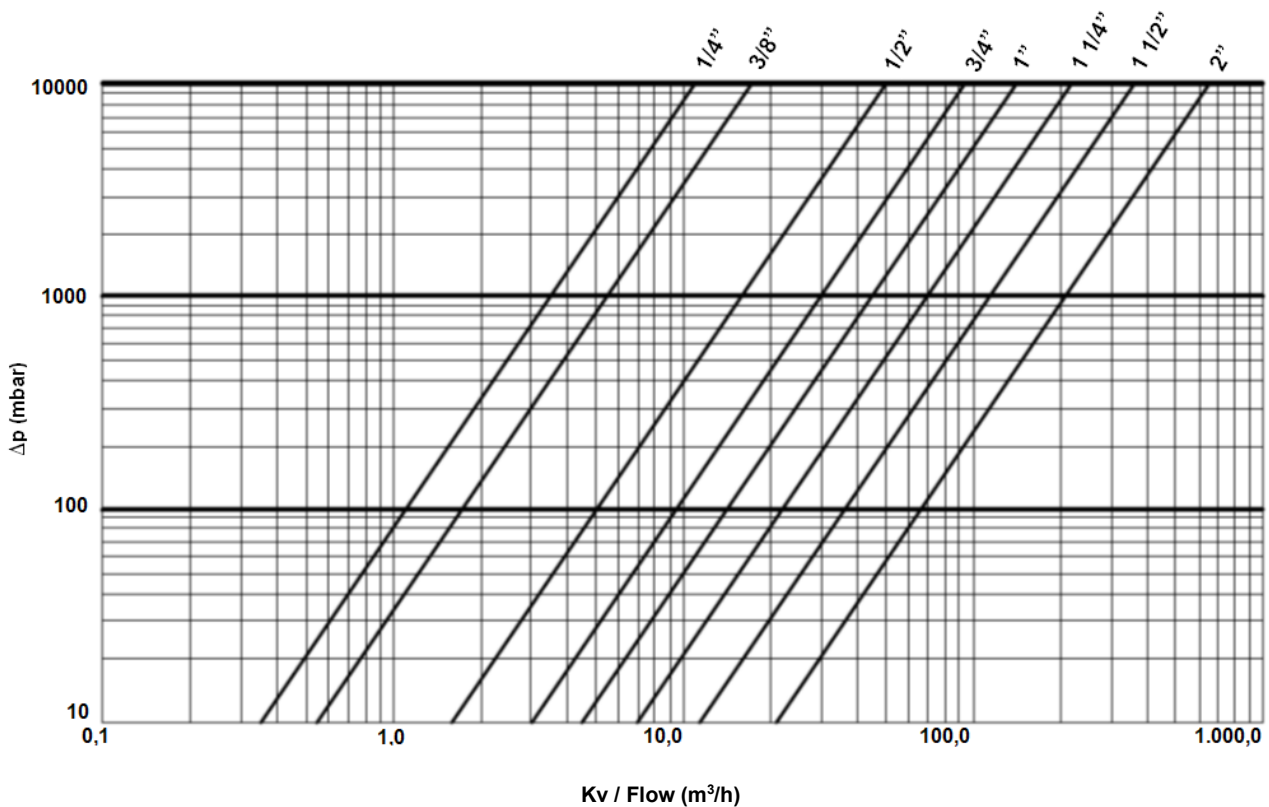
VALVES

SIGHT BALL VALVE

TEKNICA

Ball valve F-F

| Size | 1/4" | 3/8" | 1/2" | 3/4" | 1" | 1 1/4" | 1 1/2" | 2" |
|------|------|------|------|------|----|--------|--------|-----|
| Kv | 3,5 | 5,5 | 16 | 30 | 45 | 70 | 115 | 210 |



Safety Warnings

- Do not operate the lever abruptly and avoid excessive and unnecessary maneuvers.
- Do not use tools. Operation must be done manually; do not use wrenches or other utensils.
- Do not exceed the indicated nominal pressure. The system must always operate within the pressure range specified by the manufacturer to avoid damage or failure.
- Protect yourself against thermal risk. In facilities with hot water, use gloves or other protective equipment.
- Keep the valve accessible for easy operation.
- Do not operate if there is visible damage. In case of leaks, corrosion, or difficulty in turning, do not use and report it.
- Do not modify or alter the component. Do not paint, disassemble, or make adjustments without technical authorization.
- After installation, dispose of the packaging in the appropriate containers according to your local regulations.