

# TTP 70 (Stainless steel end caps | Embouts inox | Edelstahl-Endkappen | Topos inox | Tapas inox)

**EN** INSTALLATION INSTRUCTIONS

**FR** NOTICE DE MONTAGE

**DE** MONTAGEANLEITUNG

**PT** INSTRUÇÕES DE MONTAGEM

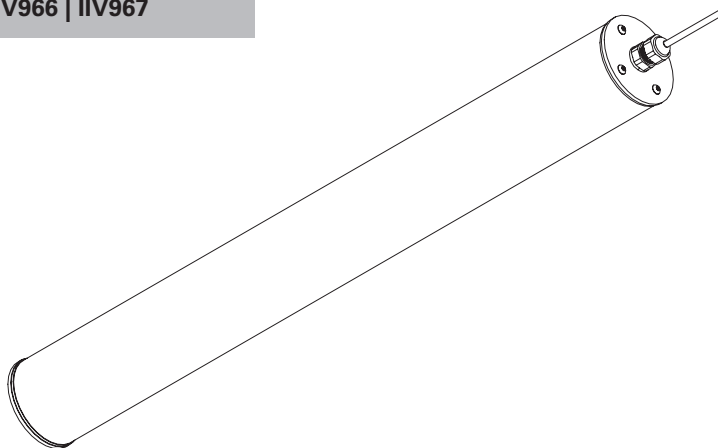
**ES** INSTRUCCIONES DE MONTAJE



**EN** READ THE SUPPLEMENTARY MANUALS.  
**FR** LIRE LES NOTICES DE MONTAGE SUPPLÉMENTAIRES.  
**DE** LESEN SIE DIE ZUSÄTZLICHEN MONTAGEANLEITUNGEN  
**PT** CONSULTE OS MANUAIS COMPLEMENTARES.  
**ES** LEA LOS MANUALES COMPLEMENTARIOS.



**IIV625 | IIV626**  
**IIV629 | IIV643**  
**IIV966 | IIV967**



Order code / Code com. / Bestell-Nr. / Código / Código: 90474L...| 90475L...| 90476L...| 90477L...|



960°C

230V/50Hz



**EN** Carefully read the installation instructions provided before installing the device. Safety and Maintenance: Scan here.

**FR** Lire attentivement les notices de montage avant l'installation de l'appareil. Sécurité et Entretien: Semez ici.

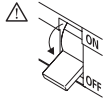
**DE** Bitte lesen die mitgelieferte Montageanleitung vor der Montage des Geräts. Sicherheit und Wartung: Hier scannen.

**PT** Leia atentamente as instruções de montagem fornecidas antes de instalar o aparelho. Segurança e Manutenção: Scan aqui.

**ES** Lea atentamente las instrucciones de montaje proporcionadas antes de instalar el aparato. Seguridad y Mantenimiento: Escanea aquí.



# TTP 70



(mm)

Standard  
ø72x620  
ø72x900  
ø72x1180  
ø72x1460



(mm)

Sensor  
ø72x750  
ø72x1030  
ø72x1310  
ø72x1590

## TOOLS | OUTILS | WERKZEUG | FERRAMENTAS | HERRAMIENTAS

Phillips screwdriver



**EN** USE GLOVES.  
**FR** UTILISEZ DES GANTS.  
**DE** HANDSCHUHE BENUTZEN.  
**PT** UTILIZE LUVAS.  
**ES** USE GUANTES.



## NOT INCLUDED



2P/3P/5P

**EN** SCREW CONNECTION | 250VAC | CONNECTION CAPACITY: 0.75-2.5MM<sup>2</sup>. TYPE WIELAND GESIS RST IP66/IP68 (OR SIMILAR). ACCORDING TO EN 60998-2-1 OR 60998-2-2.

**FR** CONNEXION VISSÉE | 250VAC | SECTION DE CÂBLE : 0.75-2.5MM<sup>2</sup> | CONNECTEUR ÉTANCHE TYPE WIELAND GESIST RST IP66/IP68 (OU AUTRE SIMILAIRE) | CONFORME EN60998-2-1 OU EN60998-2-2.

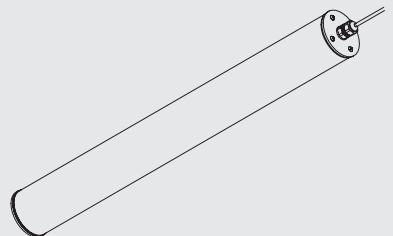
**DE** STECKVERBINDER MIT SCHRAUBE | 250VAC | ANSCHLUSSKAPAZITÄT: 0.75 - 2.5MM<sup>2</sup>. STECKVERBINDER TYP WIELAND GESIS RST IP66/IP68 (ODER ÄHNLICH). NACH EN 60998-2-1 ODER 60998-2-2.

**PT** BORNE COM PARAFUSO | 250VAC | CAPACIDADE DE LIGAÇÃO: 0.75-2.5MM<sup>2</sup>. TIPO DE CONECTOR PADRÃO WIELAND GESIS RST IP66/IP68 (OU OUTRO SIMILAR). DE ACORDO COM A EN 60998-2-1 OU 60998-2-2.

**ES** BORNE CON TORNILLO | 250VAC | CAPACIDAD DE CONEXIÓN: 0.75-2.5MM<sup>2</sup>. CONECTOR ESTANCO TIPO WIELAND GESIS RST IP66/IP68 (U OTRO SIMILAR). CONFORME A EN 60998-2-1 O 60998-2-2.

**EN** SURFACE MOUNTED / WALL MOUNTED  
**FR** SAILLIE / APPLIQUE  
**DE** ANBAUVERSERSION / WANDANBAUVERSION  
**PT** SALIENTE / PAREDE  
**ES** SUPERFICIE / PARED

90474L... | 90475L... | 90476L... | 90477L...

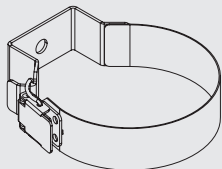


**STAINLESS STEEL CLAMP WITH FAST LOCK**  
**COLLIERS INOX AVEC GRENOUILLÈRE**  
**EDELSTAHL-KLEMME MIT RIEGEL**  
**ABRAÇADEIRA INOX COM FECHO**  
**ABRAZADERA INOX CON CIERRE**



**IIV625**

915404



(x2)

**A1 STAINLESS STEEL CLAMP**  
**COLLIER INOX À VIS A1**  
**EDELSTAHL-KLEMME A1**  
**ABRAÇADEIRA INOX A1**  
**ABRAZADERA INOX A1**

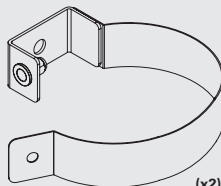


**IIV626**

915403



(x2)



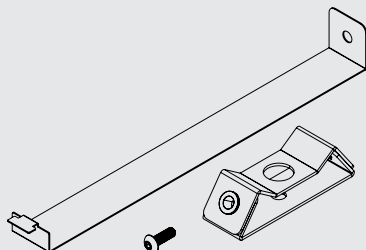
(x2)

**A2 STAINLESS STEEL CLAMP**  
**COLLIER INOX À VIS A2**  
**EDELSTAHL-KLEMME A2**  
**ABRAÇADEIRA INOX A2**  
**ABRAZADERA INOX A2**



**IIV643**

915405



(x2)

(x2)

(x2)

**EN SUSPENDED**  
**FR SUSPENDU**  
**FR HÄNGEVERSION**  
**PT SUSPENSÁ**  
**ES SUSPENDIDA**



**IIV629**

**S4 SUSPENSION**  
**SUSPENSION S4**  
**SEILABHÄNGUNG S4**  
**SUSPENSÃO S4**  
**SUSPENSIÓN S4**

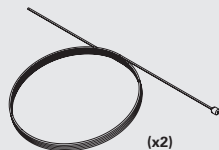
910200



(x2)

(x2)

(x2)



(x2)

**CEILING ROSE**  
**PATÈRE DE SUSPENSION**  
**DECKENDOSE**  
**CAIXA DE ALIMENTAÇÃO**  
**BASE DE TECTO**



**IIV966**

971300...

**RECESSED CEILING ROSE T5 D90**  
**PATÈRE DE SUSPENSION ENCASTRÉE T5 D90**  
**DECKENDOSE ZUM EINBAU T5 D90**  
**CAIXA DE ALIMENTAÇÃO ENCASTRAR T5 D90**  
**BASE DE TECTO DE EMPOTRAR T5 D90**



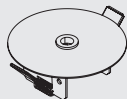
(x1)



(x2/x4/x6)



(x1)



(x1)

978600...

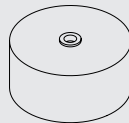
**SURFACE MOUNTED CEILING ROSE T24 D90**  
**PATÈRE DE SUSPENSION SAILLIE T24 D90**  
**DECKENDOSE ZUM ANBAU T24 D90**  
**CAIXA DE ALIMENTAÇÃO SALIENTE T24 D90**  
**BASE DE TECTO DE SUPERFICIE T24 D90**



(x2/x4/x6)



(x1)



(x1)



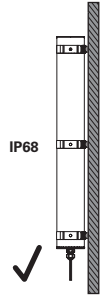
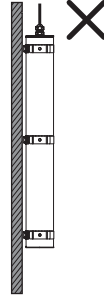
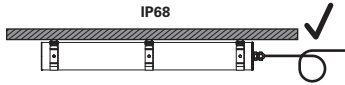
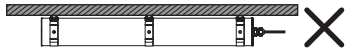
**EN** POSITION CABLE TO ENSURE IP.

**FR** POSITIONNER LE CÂBLE POUR GARANTIR L'INDICE DE PROTECTION.

**DE** KABEL POSITIONIEREN, UM DIE SCHUTZART (IP) ZU GEWÄHRLEISTEN.

**PT** POSICIONAR O CABO PARA GARANTIR O GRAU DE PROTEÇÃO (IP)

**ES** POSICIONAR EL CABLE PARA GARANTIZAR EL GRADO DE PROTECCIÓN (IP).



**EN** THE LUMINAIRE IS SUITABLE FOR USE INDOOR AND IN PROTECTED OUTDOOR INSTALLATIONS.

**FR** LE LUMINAIRE PEUT ÊTRE INSTALLÉ À L'INTÉRIEUR ET DANS DES EMPLACEMENTS EXTÉRIEURS PROTÉGÉS.

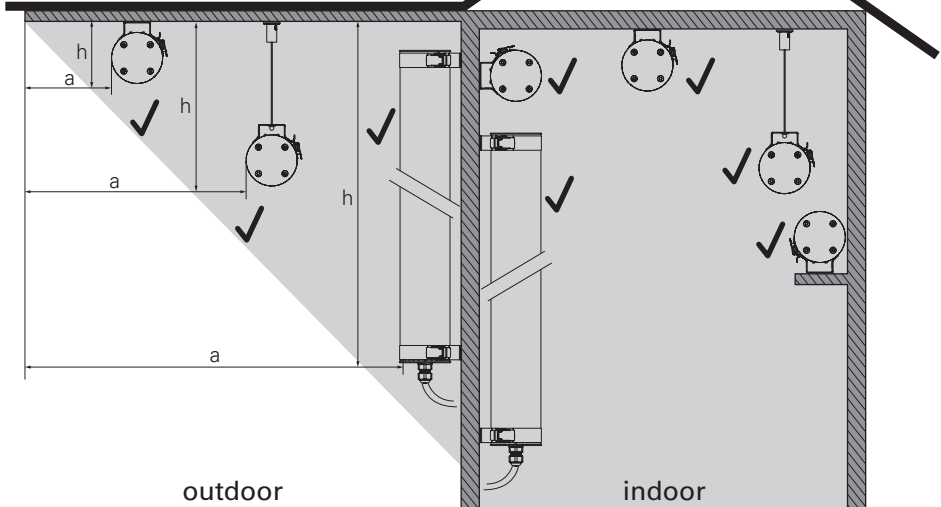
**DE** LEUCHTE GEEIGNET FÜR DEN INNENBEREICH UND GESCHÜTZTE INSTALLATIONEN IM AUSSENBEREICH.

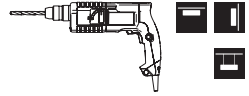
**PT** LUMINÁRIA ADEQUADA PARA USO EM ESPAÇOS INTERNOS E INSTALAÇÕES PROTEGIDAS AO AR LIVRE.

**ES** LUMINARIA APTA PARA SER USADA EN ESPACIOS INTERIORES Y EN INSTALACIONES AL AIRE LIBRE PROTEGIDAS.

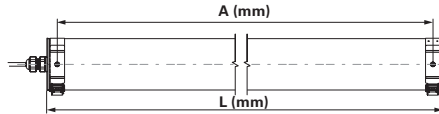


$a > h$



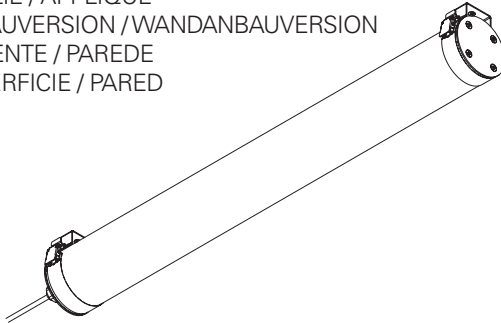


TTP 70			
Standard		Sensor	
L	A	L	A
620	592	750	722
900	872	1030	1002
1180	1152	1310	1282
1460	1432	1590	1562



## TTP 70

**EN** SURFACE MOUNTED / WALL MOUNTED  
**FR** SAILLIE / APPLIQUE  
**DE** ANBAUVERSION / WANDANBAUVERSION  
**PT** SALIENTE / PAREDE  
**ES** SUPERFICIE / PARED

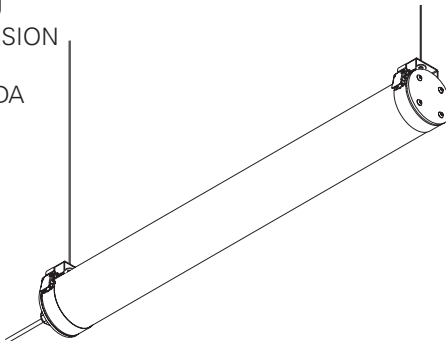


FOR SURFACE MOUNTED OR WALL MOUNTED READ:  
 POUR LA VERSION SAILLIE OU APPLIQUE LIRE:  
 FÜR DIE ANBAU- ODER WANDANBAU-VERSION BITTE LESEN SIE:  
 PARA VERSÃO SALIENTE OU PAREDE LER:  
 PARA LA VERSIÓN DE SUPERFICIE O PARED LEER:



**IIV625 | IIV626**  
**IIV643**

**EN** SUSPENDED  
**FR** SUSPENDU  
**DE** HÄNGEVERSION  
**PT** SUSPensa  
**ES** SUSPENDIDA



FOR SUSPENDED VERSION READ:  
 POUR LA VERSION SUSPENDUE LIRE:  
 FÜR DIE HÄNGEVERSION LESEN SIE:  
 PARA VERSÃO SUSPensa LER:  
 PARA LA VERSIÓN SUSPENDIDA LEER:



**IIV625 | IIV626**  
**IIV629 | IIV643**  
**IIV966 | IIV967**

# TTP 70

**EN** POWER SUPPLY

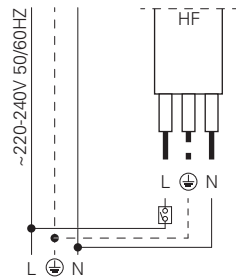
**FR** CÂBLAGE

**DE** VERDRÄHTUNGSTYPEN

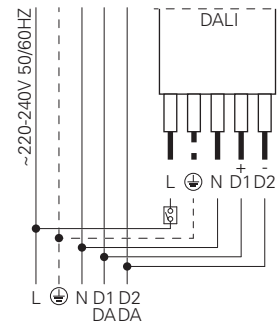
**PT** ALIMENTAÇÃO ELÉCTRICA

**ES** ALIMENTACIÓN ELÉCTRICA

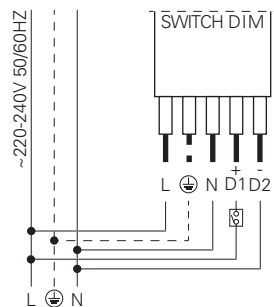
## ON /OFF | ON/OFF + SENSOR



## DALI



## PUSH DIM / SWITCH DIM



## ON/OFF + EMERGENCY UNIT

