

TTP 100 (Stainless steel end caps | Embouts inox | Edelstahl-Endkappen | Topos inox | Tapas inox)

EN INSTALLATION INSTRUCTIONS

FR NOTICE DE MONTAGE

DE MONTAGEANLEITUNG

PT INSTRUÇÕES DE MONTAGEM

ES INSTRUCCIONES DE MONTAJE



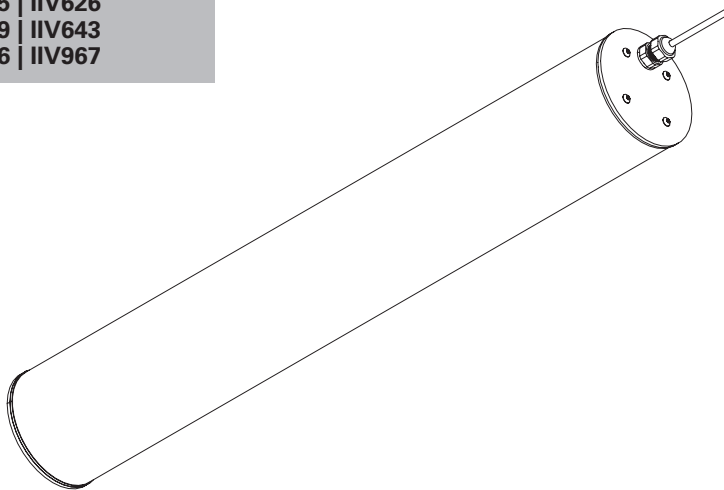
IIV641



EN READ THE SUPPLEMENTARY MANUALS.
FR LIRE LES NOTICES DE MONTAGE SUPPLÉMENTAIRES.
DE LESEN SIE DIE ZUSÄTZLICHEN MONTAGEANLEITUNGEN
PT CONSULTE OS MANUAIS COMPLEMENTARES.
ES LEA LOS MANUALES COMPLEMENTARIOS.



IIV625 | IIV626
 IIV629 | IIV643
 IIV966 | IIV967



Order code / Code com. / Bestell-Nr. / Código / Código: 90478L...| 90479L...| 90480L...| 90481L...| 90495L...|90496L...|



EN Carefully read the installation instructions provided before installing the device. Safety and Maintenance: Scan here.

FR Lire attentivement les notices de montage avant l'installation de l'appareil. Sécurité et Entretien: Scannez ici.

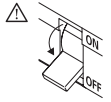
DE Bitte lesen die mitgelieferte Montageanleitung vor der Montage des Geräts. Sicherheit und Wartung: Hier scannen.

PT Leia atentamente as instruções de montagem fornecidas antes de instalar o aparelho. Segurança e Manutenção: Scan aqui.

ES Lea atentamente las instrucciones de montaje proporcionadas antes de instalar el aparato. Seguridad y Mantenimiento: Escanea aquí.



TTP 100



(mm)

Standard
ø102x660
ø102x940
ø102x1220
ø102x1500



(mm)

Sensor
ø102x765
ø102x1045
ø102x1325
ø102x1605

TOOLS | OUTILS | WERKZEUG | FERRAMENTAS | HERRAMIENTAS

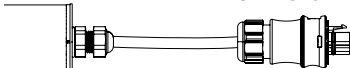
Phillips screwdriver



EN USE GLOVES.
FR UTILISEZ DES GANTS.
DE HANDSCHUHE BENUTZEN.
PT UTILIZE LUVAS.
ES USE GUANTES.



NOT INCLUDED



2P/3P/5P

EN SCREW CONNECTION | 250VAC | CONNECTION CAPACITY: 0.75-2.5MM². TYPE WIELAND GESIS RST IP66/IP68 (OR SIMILAR). ACCORDING TO EN 60998-2-1 OR 60998-2-2.

FR CONNEXION VISSÉE | 250VAC | SECTION DE CÂBLE :0.75-2.5MM² | CONNECTEUR ETANCHE TYPE WIELAND GESIST RST IP66/IP68 (OU AUTRE SIMILAIRE) | CONFORME EN60998-2-1 OU EN60998-2-2.

DE STECKVERBINDER MIT SCHRAUBE | 250VAC | ANSCHLUSSKAPAZITÄT: 0.75 - 2.5MM². STECKVERBINDER TYP WIELAND GESIS RST IP66/IP68 (ODER ÄHNLICH). NACH EN 60998-2-1 ODER 60998-2-2.

PT BORNE COM PARAFUSO | 250VAC | CAPACIDADE DE LIGAÇÃO: 0.75-2.5MM². TIPO DE CONECTOR PADRÃO WIELAND GESIS RST IP66/IP68 (OU OUTRO SIMILAR). DE ACORDO COM A EN 60998-2-1 OU 60998-2-2.

ES BORNE CON TORNILLO | 250VAC | CAPACIDAD DE CONEXIÓN: 0.75-2.5MM². CONECTOR ESTANCO TIPO WIELAND GESIS RST IP66/IP68 (U OTRO SIMILAR). CONFORME A EN 60998-2-1 O 60998-2-2.

EN SURFACE MOUNTED /WALL MOUNTED

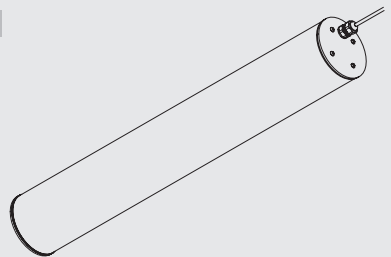
FR SAILLIE /APPLIQUE

DE ANBAU- /WAND-MONTAGE

PT SALIENTE / PAREDE

ES SUPERFICIE / PARED

90478L...| 90479L...| 90480L...| 90481L...| 90495L...|90496L...|

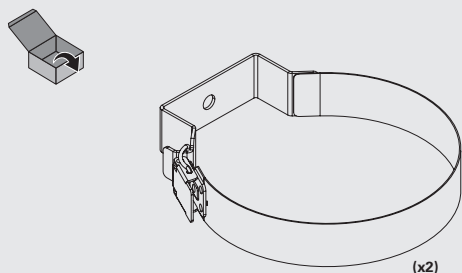


STAINLESS STEEL CLAMP WITH FAST LOCK
COLLIERS INOX AVEC GRENOUILLÈRE
EDELSTAHL-KLEMME MIT RIEGEL
ABRACADEIRA INOX COM FECHO
ABRAZADERA INOX CON CIERRE



IIV625

915504

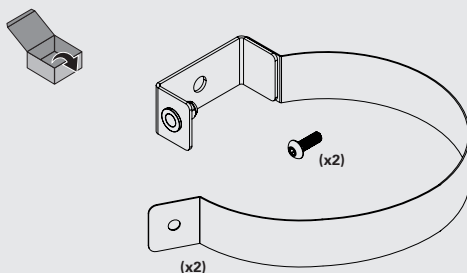


A1 STAINLESS STEEL CLAMP
COLLIER INOX À VIS A1
EDELSTAHL-KLEMME A1
ABRACADEIRA INOX A1
ABRAZADERA INOX A1



IIV626

915503

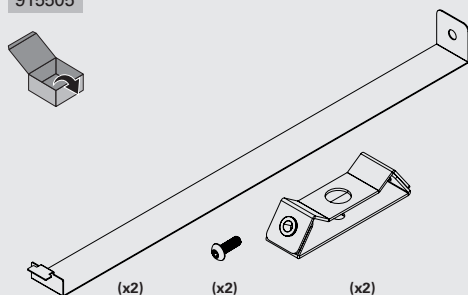


A2 STAINLESS STEEL CLAMP
COLLIER INOX À VIS A2
EDELSTAHL-KLEMME A2
ABRACADEIRA INOX A2
ABRAZADERA INOX A2



IIV643

915505



EN SUSPENDED
FR SUSPENDU
DE HÄNGEVERSION
PT SUSPENSÃO
ES SUSPENDIDO



IIV629

S4 L1500 SUSPENSION
SUSPENSION S4
SEILABHÄNGUNG S4
SUSPENSÃO S4
SUSPENSION S4

910200



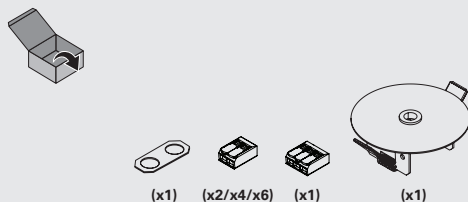
CEILING ROSE
PATÈRE DE SUSPENSION
DECKENROSE
CAIXA DE ALIMENTAÇÃO
BASE DETECHO



IIV966

971300...

RECESSED CEILING ROSE T5 D90
PATÈRE DE SUSPENSION ENCASTRÉE T5 D90
DECKENDOSEN ZUM EINBAU T5 D90
CAIXA DE ALIMENTAÇÃO ENCASTRAR T5 D90
BASE DETECHO DE EMPOTRART5 D90

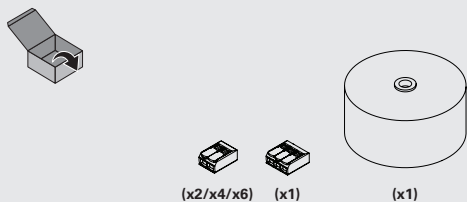


978600...

SURFACE MOUNTED CEILING ROSE T24 D90
PATÈRE DE SUSPENSION SAILLIE T24 D90
DECKENDOSE ZUM ANBAU T24 D90
CAIXA DE ALIMENTAÇÃO SALIENTE T24 D90
BASE DETECHO DE SUPERFICIE T24 D90



IIV967





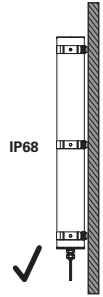
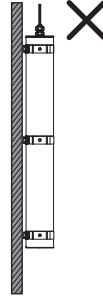
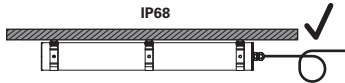
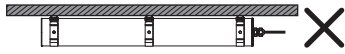
EN POSITION CABLE TO ENSURE IP.

FR POSITIONNER LE CÂBLE POUR GARANTIR L'INDICE DE PROTECTION.

DE KABEL POSITIONIEREN, UM DIE SCHUTZART (IP) ZU GEWÄHRLEISTEN.

PT POSICIONAR O CABO PARA GARANTIR O GRAU DE PROTEÇÃO (IP)

ES POSICIONAR EL CABLE PARA GARANTIZAR EL GRADO DE PROTECCIÓN (IP).



EN THE LUMINAIRE IS SUITABLE FOR USE INDOOR AND IN PROTECTED OUTDOOR INSTALLATIONS.

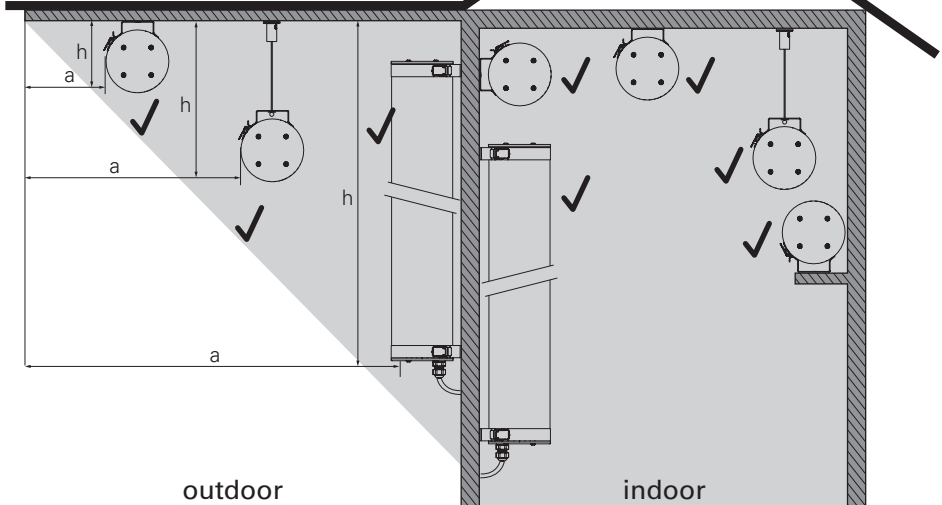
FR LE LUMINAIRE CONVIENT À UNE UTILIZATION DANS LES ESPACES INTÉRIEURS ET DANS LES INSTALLATIONS PROTÉGÉES SITUÉES À L'EXTÉRIEUR.

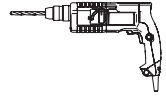
PT LUMINÁRIA ADEQUADA PARA USO EM ESPAÇOS INTERNOS E INSTALAÇÕES PROTEGIDAS AO AR LIVRE.

ES LUMINARIA APTA PARA SER USADA EN ESPACIOS INTERIORES Y EN INSTALACIONES AL AIRE LIBRE PROTEGIDAS.

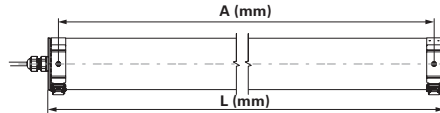


$a > h$





TTP 100			
Stainless steel end cap			
Standard		Sensor	
L	A	L	A
660	630	765	735
940	910	1045	1015
1220	1190	1325	1295
1500	1470	1605	1575



TTP 100

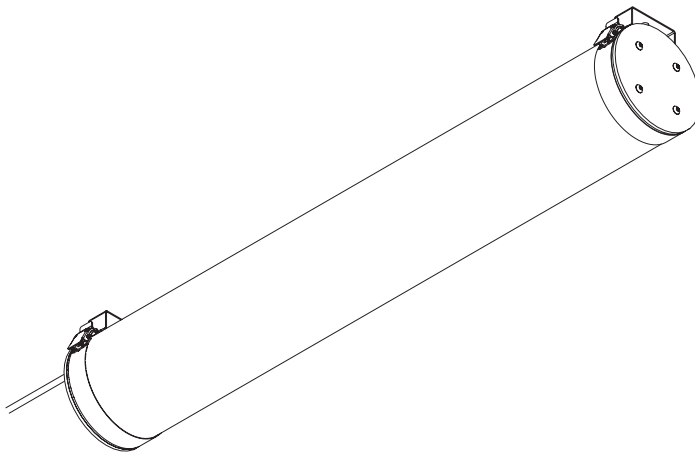
EN SURFACE MOUNTED / WALL MOUNTED
FR SAILLIE / APPLIQUE
DE ANBAU- / WAND-MONTAGE
PT SALIENTE / PAREDE
ES SUPERFICIE / PARED



FOR SURFACE MOUNTED OR WALL MOUNTED READ:
POUR LA VERSION SAILLIE OU APPLIQUE LIRE:
FÜR DIE ANBAU- ODER WANDANBAU-VERSION BITTE LESEN SIE:
PARA VERSÃO SALIENTE OU PAREDE LER:
PARA LA VERSIÓN DE SUPERFICIE O PARED LEER:



IIV625 | IIV626
IIV643



TTP 100

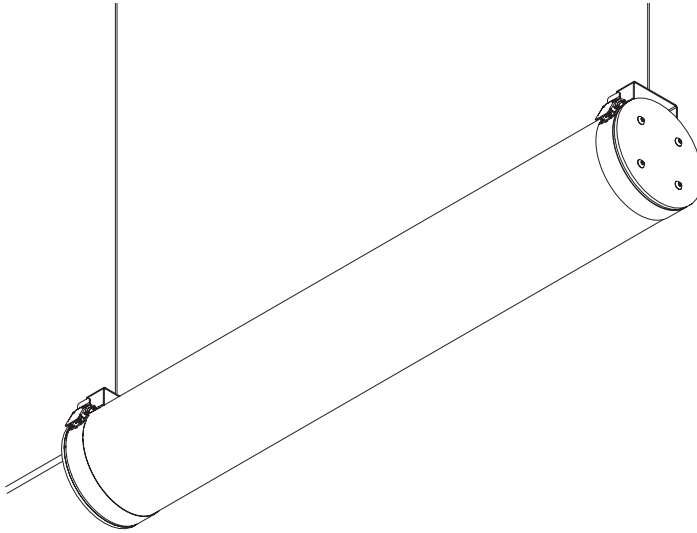


EN SUSPENDED
FR SUSPENDU
DE HÄNGEVERSION
PT SUSPENSA
ES SUSPENDIDA

FOR SUSPENDED VERSION READ:
POUR LA VERSION SUSPENDUE LIRE:
FÜR DIE HÄNGEVERSION LESEN SIE:
PARA VERSÃO SUSPENSA LER:
PARA LA VERSIÓN SUSPENDIDA LEER:



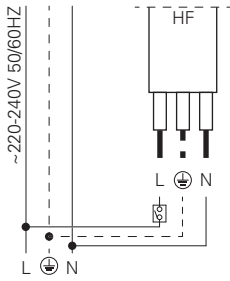
IIV625 | **IIV626**
IIV629 | **IIV643**
IIV966 | **IIV967**



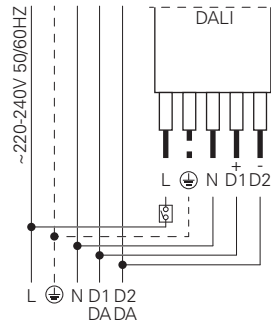
TTP 100

EN POWER SUPPLY
FR CÂBLAGE
DE VERDRAHTUNGSTYPEN
PT ALIMENTAÇÃO ELÉCTRICA
ES ALIMENTACIÓN ELÉCTRICA

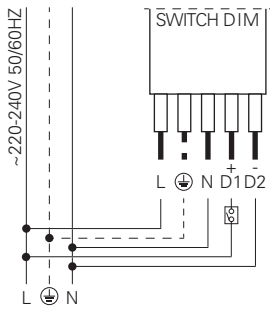
ON / OFF | ON/OFF + SENSOR



DALI



PUSH DIM / SWITCH DIM



ON/OFF + EMERGENCY UNIT

