

Luminaire

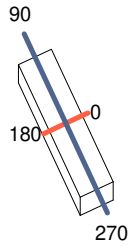
Code 90724L212
Name CORA L12W30 2 BOPTICS K3 840 LO

Measurem.

Code 28/7/2023
Name CORA L12W30 2 BOPTICS K3 840 LO

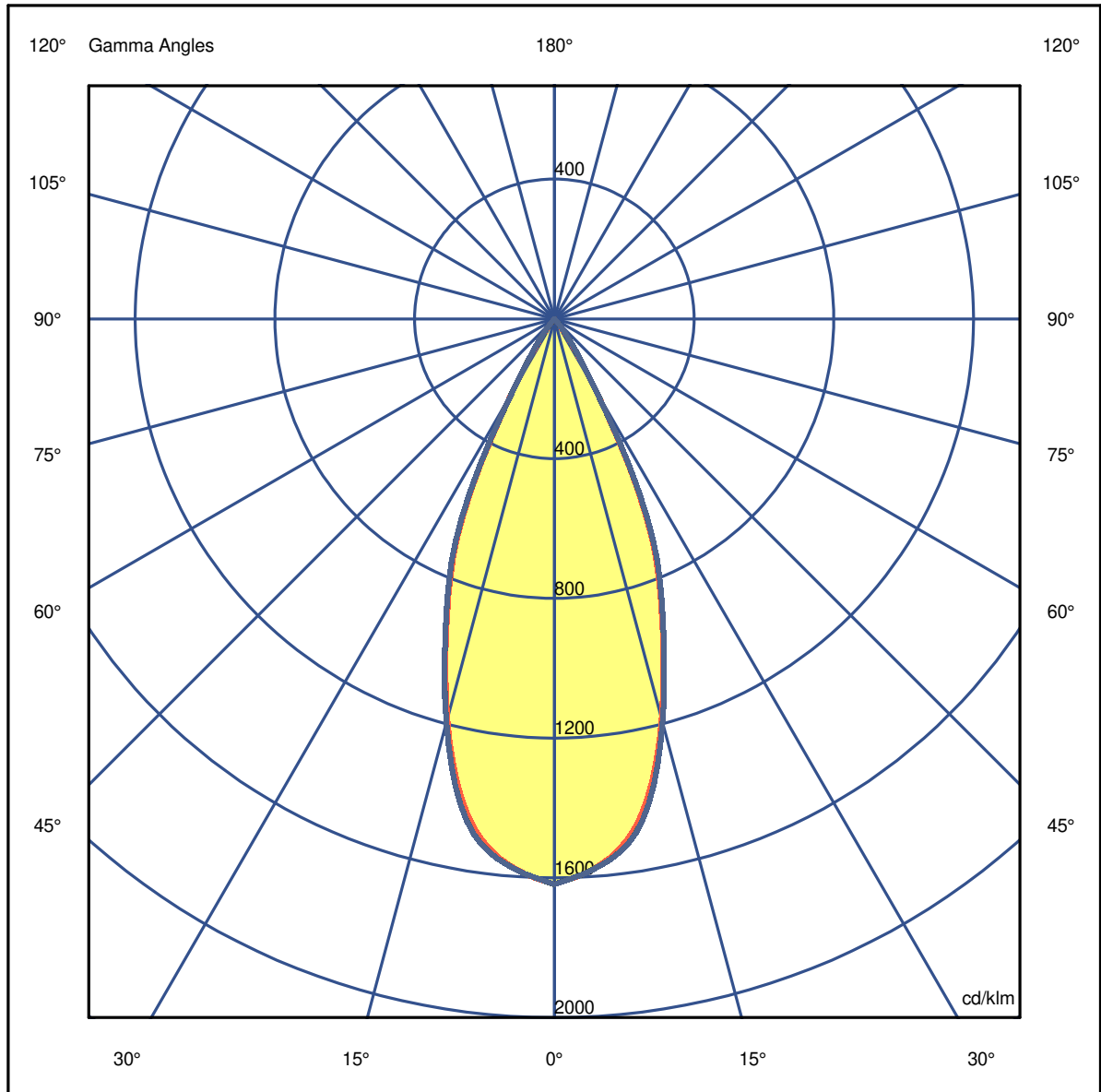
Luminaire Flux	3669 lm	Luminaire Power	26.9 W	Efficacy	136.489 lm/W	Efficiency	81.13%
Source Flux	4522 lm	Maximum value	1617.80 cd/klm	Position	C=0.00 G=0.00	CG	Double Symmetrical

1197mm x 297mm



C Halfplanes

180.0 ———— 0.0
270.0 ———— 90.0



Luminaire

Code 90724L212
Name CORA L12W30 2 BOPTICS K3 840 LO

Measurem.

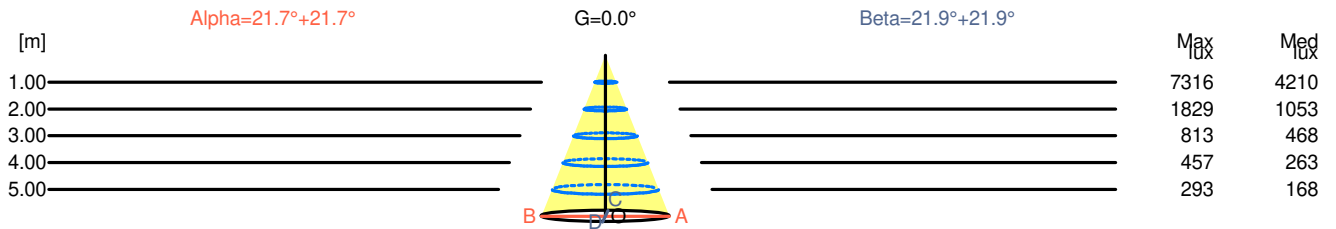
Code 28/7/2023
Name CORA L12W30 2 BOPTICS K3 840 LO

Luminaire Flux	3669 lm	Luminaire Power	26.9 W	Efficacy	136.489 lm/W	Efficiency	81.13%
Source Flux	4522 lm	Maximum value	1617.80 cd/klm	Position	C=0.00 G=0.00	CG	Double Symmetrical

Width at 50.00 % of Max Intensity

H[m]	1.00	2.00	3.00	4.00	5.00	H[m]	1.00	2.00	3.00	4.00	5.00
OA	0.40	0.80	1.19	1.59	1.99	OC	0.40	0.81	1.21	1.61	2.01
OB	0.40	0.80	1.19	1.59	1.99	OD	0.40	0.81	1.21	1.61	2.01

	Luminous Intensities [cd/klm]									
	0	5	15	25	35	45	55	65	75	85
OA	7315.69	7077.83	5357.67	2787.36	338.25	6.33	1.81	0.00	0.00	0.00
OB	7315.69	7077.83	5357.67	2787.36	338.25	6.33	1.81	0.00	0.00	0.00
OC	7315.69	7089.59	5408.31	2848.41	379.85	8.14	1.81	0.00	0.00	0.00
OD	7315.69	7089.59	5408.31	2848.41	379.85	8.14	1.81	0.00	0.00	0.00



H[m]	D[m]	Max lux	Med lux	Alpha=21.7°+21.7°	G=0.0
1.00	0.80	7316	4210		
2.00	1.59	1829	1053		
3.00	2.39	813	468		
4.00	3.19	457	263		
5.00	3.98	293	168		

H[m]	D[m]	Max lux	Med lux	Beta=21.9°+21.9°	G=0.0
1.00	0.81	7316	4210		
2.00	1.61	1829	1053		
3.00	2.42	813	468		
4.00	3.22	457	263		
5.00	4.03	293	168		

Luminaire

Code 90724L212
Name CORA L12W30 2 BOPTICS K3 840 LO

Measurem.

Code 28/7/2023
Name CORA L12W30 2 BOPTICS K3 840 LO

Luminaire Flux	3669 lm	Luminaire Power	26.9 W	Efficacy	136.489 lm/W	Efficiency	81.13%
Source Flux	4522 lm	Maximum value	1617.80 cd/klm	Position	C=0.00 G=0.00	CG	Double Symmetrical

UGR
S = 0.250

Reflectancies										
Ceiling/Cavity	0.7	0.7	0.5	0.5	0.3	0.7	0.7	0.5	0.5	0.3
Walls	0.5	0.3	0.5	0.3	0.3	0.5	0.3	0.5	0.3	0.3
Working Plane	0.2	0.2	0.2	0.2	0.2	0.2	0.2	0.2	0.2	0.2
Room Dimensions	Lateral View					Viewed Endwise				
x=2H y=2H	1.5	2.1	1.7	2.3	2.5	1.7	2.4	2.0	2.6	2.8
x=2H y=3H	1.3	1.9	1.6	2.1	2.4	1.6	2.2	1.9	2.4	2.6
x=2H y=4H	1.3	1.8	1.6	2.0	2.3	1.5	2.1	1.8	2.3	2.6
x=2H y=6H	1.2	1.7	1.5	2.0	2.2	1.5	2.0	1.8	2.2	2.5
x=2H y=8H	1.1	1.6	1.5	1.9	2.2	1.4	1.9	1.8	2.2	2.5
x=2H y=12H	1.1	1.6	1.5	1.8	2.2	1.4	1.8	1.7	2.1	2.4
x=4H y=2H	1.3	1.8	1.6	2.0	2.3	1.5	2.1	1.8	2.3	2.6
x=4H y=3H	1.1	1.6	1.5	1.8	2.2	1.4	1.8	1.7	2.1	2.4
x=4H y=4H	1.0	1.4	1.4	1.7	2.1	1.3	1.7	1.7	2.0	2.4
x=4H y=6H	1.0	1.3	1.4	1.6	2.0	1.2	1.6	1.6	1.9	2.3
x=4H y=8H	0.9	1.2	1.3	1.6	2.0	1.2	1.5	1.6	1.9	2.3
x=4H y=12H	0.9	1.1	1.3	1.5	1.9	1.2	1.4	1.6	1.8	2.2
x=8H y=4H	0.9	1.2	1.3	1.6	2.0	1.2	1.5	1.6	1.9	2.3
x=8H y=6H	0.8	1.0	1.3	1.4	1.9	1.1	1.3	1.6	1.7	2.2
x=8H y=8H	0.8	1.0	1.2	1.4	1.9	1.1	1.2	1.5	1.7	2.1
x=8H y=12H	0.7	0.9	1.2	1.3	1.8	1.0	1.1	1.5	1.6	2.1
x=12H y=4H	0.9	1.1	1.3	1.5	1.9	1.2	1.4	1.6	1.8	2.2
x=12H y=6H	0.8	1.0	1.2	1.4	1.9	1.1	1.2	1.5	1.7	2.1
x=12H y=8H	0.7	0.9	1.2	1.3	1.8	1.0	1.1	1.5	1.6	2.1

Luminaire

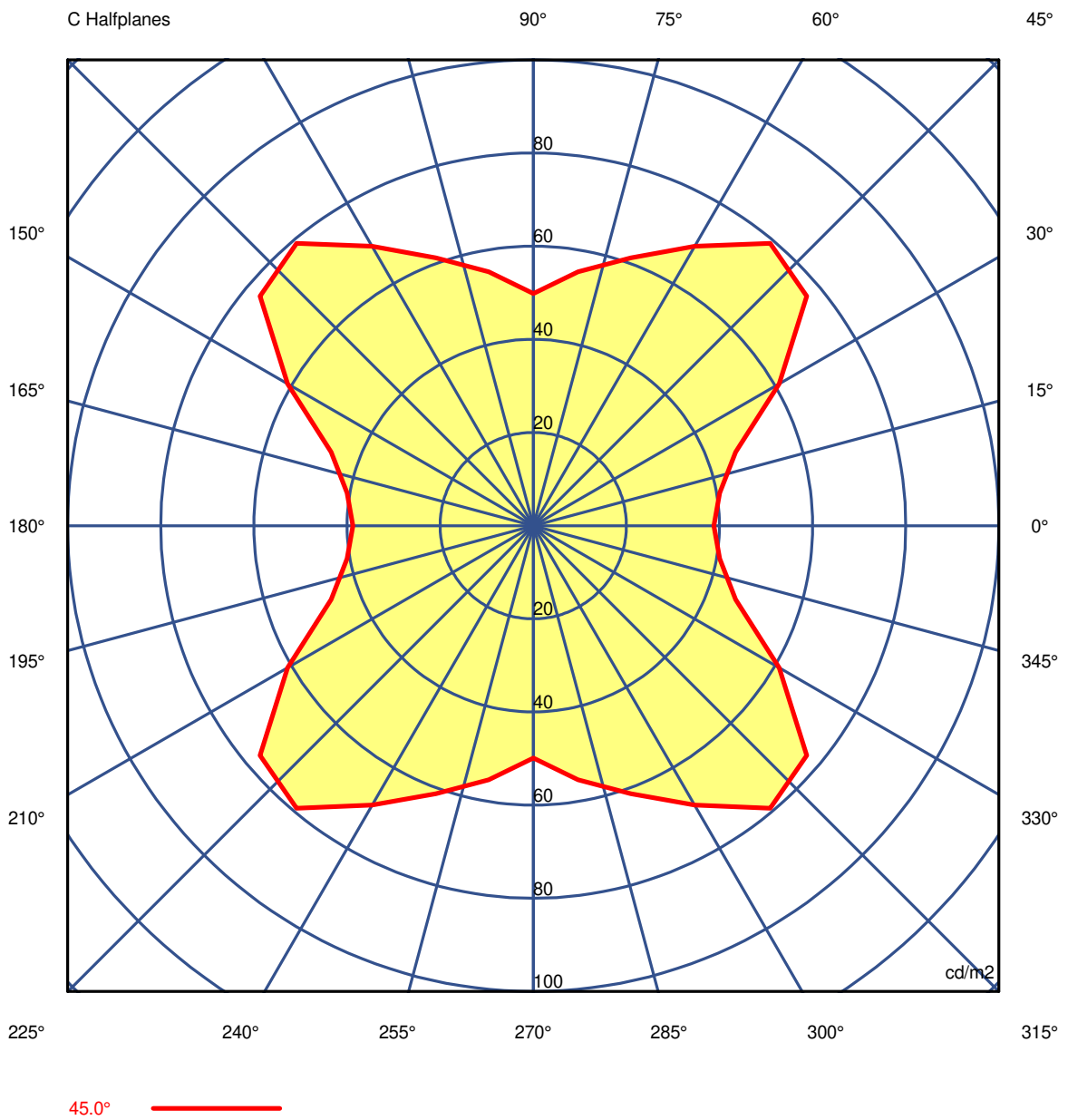
Code 90724L212
Name CORA L12W30 2 BOPTICS K3 840 LO

Measurem.

Code 28/7/2023
Name CORA L12W30 2 BOPTICS K3 840 LO

Luminaire Flux	3669 lm	Luminaire Power	26.9 W	Efficacy	136.489 lm/W	Efficiency	81.13%
Source Flux	4522 lm	Maximum value	1617.80 cd/klm	Position	C=0.00 G=0.00	CG	Double Symmetrical

Luminance



Luminaire

Code 90724L212
Name CORA L12W30 2 BOPTICS K3 840 LO

Measurement

Code 28/7/2023
Name CORA L12W30 2 BOPTICS K3 840 LO

Luminaire Flux	3669 lm	Luminaire Power	26.9 W	Efficacy	136.489 lm/W	Efficiency	81.13%
Source Flux	4522 lm	Maximum value	1617.80 cd/klm	Position	C=0.00 G=0.00	CG	Double Symmetrical

Luminance cd/m2 Table 1/3

	C 0.00	C 10.00	C 20.00	C 30.00	C 40.00	C 50.00	C 60.00	C 70.00	C 80.00	C 90.00	C 100.00	C 110.00	C 120.00
G 0.0	31696	31696	31696	31696	31696	31696	31696	31696	31696	31696	31696	31696	31696
G 5.0	30783	30783	30789	30799	30792	30796	30814	30824	30829	30834	30829	30824	30814
G 10.0	28618	28631	28658	28690	28710	28753	28825	28892	28934	28957	28934	28892	28825
G 15.0	24032	23965	23945	23969	23997	24059	24151	24231	24256	24259	24256	24231	24151
G 20.0	18717	18719	18729	18748	18777	18819	18871	18915	18925	18904	18925	18915	18871
G 25.0	13325	13348	13372	13405	13451	13476	13513	13620	13668	13617	13668	13620	13513
G 30.0	5416	5436	5503	5608	5587	5605	5649	5541	5479	5475	5479	5541	5649
G 35.0	1789	1805	1821	1846	1890	1934	1971	2002	2015	2009	2015	2002	1971
G 40.0	184	225	282	345	382	396	396	385	359	322	359	385	396
G 45.0	39	41	46	61	77	79	69	61	55	50	55	61	69
G 50.0	21	21	22	24	33	37	34	29	27	27	27	29	34
G 55.0	14	14	14	14	14	14	14	14	14	14	14	14	14
G 60.0	0	0	3	12	15	16	16	14	9	0	9	14	16
G 65.0	0	0	0	0	0	0	0	0	0	0	0	0	0
G 70.0	0	0	0	0	0	0	0	0	0	0	0	0	0
G 75.0	0	0	0	0	0	0	0	0	0	0	0	0	0
G 80.0	0	0	0	0	0	0	0	0	0	0	0	0	0
G 85.0	0	0	0	0	0	0	0	0	0	0	0	0	0
G 90.0	0	0	0	0	0	0	0	0	0	0	0	0	0

Luminaire

Code 90724L212
Name CORA L12W30 2 BOPTICS K3 840 LO

Measurem.

Code 28/7/2023
Name CORA L12W30 2 BOPTICS K3 840 LO

Luminaire Flux	3669 lm	Luminaire Power	26.9 W	Efficacy	136.489 lm/W	Efficiency	81.13%
Source Flux	4522 lm	Maximum value	1617.80 cd/klm	Position	C=0.00 G=0.00	CG	Double Symmetrical

Luminance cd/m2 Table 2/3

	C 130.00	C 140.00	C 150.00	C 160.00	C 170.00	C 180.00	C 190.00	C 200.00	C 210.00	C 220.00	C 230.00	C 240.00	C 250.00
G 0.0	31696	31696	31696	31696	31696	31696	31696	31696	31696	31696	31696	31696	31696
G 5.0	30796	30792	30799	30789	30783	30783	30783	30789	30799	30792	30796	30814	30824
G 10.0	28753	28710	28690	28658	28631	28618	28631	28658	28690	28710	28753	28825	28892
G 15.0	24059	23997	23969	23945	23965	24032	23965	23945	23969	23997	24059	24151	24231
G 20.0	18819	18777	18748	18729	18719	18717	18719	18729	18748	18777	18819	18871	18915
G 25.0	13476	13451	13405	13372	13348	13325	13348	13372	13405	13451	13476	13513	13620
G 30.0	5605	5587	5608	5503	5436	5416	5436	5503	5608	5587	5605	5649	5541
G 35.0	1934	1890	1846	1821	1805	1789	1805	1821	1846	1890	1934	1971	2002
G 40.0	396	382	345	282	225	184	225	282	345	382	396	396	385
G 45.0	79	77	61	46	41	39	41	46	61	77	79	69	61
G 50.0	37	33	24	22	21	21	21	22	24	33	37	34	29
G 55.0	14	14	14	14	14	14	14	14	14	14	14	14	14
G 60.0	16	15	12	3	0	0	0	3	12	15	16	16	14
G 65.0	0	0	0	0	0	0	0	0	0	0	0	0	0
G 70.0	0	0	0	0	0	0	0	0	0	0	0	0	0
G 75.0	0	0	0	0	0	0	0	0	0	0	0	0	0
G 80.0	0	0	0	0	0	0	0	0	0	0	0	0	0
G 85.0	0	0	0	0	0	0	0	0	0	0	0	0	0
G 90.0	0	0	0	0	0	0	0	0	0	0	0	0	0

Luminaire

Code 90724L212
Name CORA L12W30 2 BOPTICS K3 840 LO

Measurem.

Code 28/7/2023
Name CORA L12W30 2 BOPTICS K3 840 LO

Luminaire Flux	3669 lm	Luminaire Power	26.9 W	Efficacy	136.489 lm/W	Efficiency	81.13%
Source Flux	4522 lm	Maximum value	1617.80 cd/klm	Position	C=0.00 G=0.00	CG	Double Symmetrical

Luminance cd/m2 Table 3/3

	C 260.00	C 270.00	C 280.00	C 290.00	C 300.00	C 310.00	C 320.00	C 330.00	C 340.00	C 350.00
G 0.0	31696	31696	31696	31696	31696	31696	31696	31696	31696	31696
G 5.0	30829	30834	30829	30824	30814	30796	30792	30799	30789	30783
G 10.0	28934	28957	28934	28892	28825	28753	28710	28690	28658	28631
G 15.0	24256	24259	24256	24231	24151	24059	23997	23969	23945	23965
G 20.0	18925	18904	18925	18915	18871	18819	18777	18748	18729	18719
G 25.0	13668	13617	13668	13620	13513	13476	13451	13405	13372	13348
G 30.0	5479	5475	5479	5541	5649	5605	5587	5608	5503	5436
G 35.0	2015	2009	2015	2002	1971	1934	1890	1846	1821	1805
G 40.0	359	322	359	385	396	396	382	345	282	225
G 45.0	55	50	55	61	69	79	77	61	46	41
G 50.0	27	27	27	29	34	37	33	24	22	21
G 55.0	14	14	14	14	14	14	14	14	14	14
G 60.0	9	0	9	14	16	16	15	12	3	0
G 65.0	0	0	0	0	0	0	0	0	0	0
G 70.0	0	0	0	0	0	0	0	0	0	0
G 75.0	0	0	0	0	0	0	0	0	0	0
G 80.0	0	0	0	0	0	0	0	0	0	0
G 85.0	0	0	0	0	0	0	0	0	0	0
G 90.0	0	0	0	0	0	0	0	0	0	0