



Architectural
lighting


VISA



VISA
460



VISA



Product characteristics

Body

Steel sheet

Finish

Powder coated

Light source

LED, RG1, CRI>80, MacAdam Step ≤ 3

LED lifetime

50.000h @ L80, B10, Ta 25°C

Control gear

LED driver 220-240V-50/60Hz included



230V/50Hz



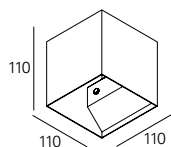
IP 20

650°C

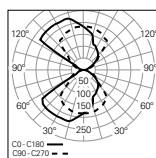
01. Select version



VISA



Direct / Indirect | Beam angle of 90° + 90°



W
3
5

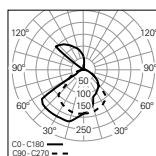
lm output
141
232

CODE*
90220L101E♣0♦90
90220L103E♣0♦90

*Replace the symbols to complete the code

Colour	Symbol	Code
White	□	W
Black	■	B
Sahara	■	0
Carbon	■	I
Rusty chain	■	R
Golden eye	■	D

Direct / Indirect | Beam angle of 90° + 5°



W
3
5

lm output
80
143

CODE*
90220L101E♣0♦05
90220L103E♣0♦05

Colour temp.	Symbol	Code
3000K	♣	3
4000K	♦	0
5700K	♦	5