

REBA 50 bOPTICS



Product characteristics

Body

Extruded aluminium profile

Finish

Powder coated

Optical system

bFLEX - Opal diffuser

bOPTICS - Symmetric reflector

PB - Shiny reflector

Light source

Inner profile: LED, RG1, CRI>80,

MacAdam Step ≤ 3

Spot: LED, RG1, CRI>90, MacAdam Step ≤ 3

LED lifetime

Inner profile: 80.000h @ L90, B10, Ta 25°C

Spot: 86.000h @ L80, B10, Ta 25°C

Control gear

LED driver 220-240V-50/60Hz included



230V/50Hz

IP 20

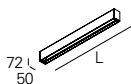
bOPTICS
650°C

PB
850°C

bFLEX
960°C

01. Select Outer Profile

OUTER PROFILE



| Lmm | CODE* |
|------|-----------------|
| 663 | 90737L0020▲0000 |
| 981 | 90737L0030▲0000 |
| 1299 | 90737L0040▲0000 |
| 1617 | 90737L0050▲0000 |
| 1936 | 90737L0060▲0000 |
| 2254 | 90737L0070▲0000 |
| 2573 | 90737L0080▲0000 |
| 2891 | 90737L0090▲0000 |



*Replace the symbols to complete the code

| Colour | Symbol |
|--------|--------|
| White | W |
| Grey | G |
| Black | B |

OUTER PROFILE

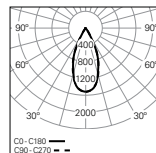
- To complete the product add the inner profile. Please order separately.
- For suspended version add the suspension, current supply cable and ceiling rose. Please order separately.

02. Select interior

INNER PROFILE



bOPTICS - Symmetric reflector 48°

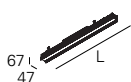


| UGR | W | lm output | lm/W | Lmm | CODE* |
|-----|----|-----------|------|------|-----------------|
| ≤10 | 12 | 1488 | 124 | 637 | 90747L002▼▲0♦00 |
| ≤10 | 18 | 2233 | 124 | 955 | 90747L003▼▲0♦00 |
| ≤10 | 24 | 2977 | 124 | 1273 | 90747L004▼▲0♦00 |
| ≤10 | 30 | 3721 | 124 | 1591 | 90747L005▼▲0♦00 |
| ≤10 | 34 | 4465 | 131 | 1910 | 90747L006▼▲0♦00 |
| ≤10 | 39 | 5209 | 134 | 2228 | 90747L007▼▲0♦00 |
| ≤10 | 45 | 5953 | 132 | 2547 | 90747L008▼▲0♦00 |
| ≤10 | 50 | 6698 | 134 | 2865 | 90747L009▼▲0♦00 |

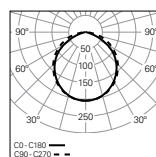
*Replace the symbols to complete the code

| Control gear | Symbol |
|--------------|--------|
| HF | E |
| DALI | H |

| Colour | Symbol |
|--------|--------|
| White | W |
| Grey | G |
| Black | B |



bFLEX - Opal diffuser











| UGR | W | lm output | lm/W | Lmm | CODE* |
|-----|----|-----------|------|------|-----------------|
| ≤25 | 12 | 1017 | 85 | 637 | 90748L002▼▲0♦00 |
| ≤25 | 18 | 1526 | 85 | 955 | 90748L003▼▲0♦00 |
| ≤25 | 24 | 2035 | 85 | 1273 | 90748L004▼▲0♦00 |
| ≤25 | 30 | 2543 | 85 | 1591 | 90748L005▼▲0♦00 |
| ≤25 | 34 | 3052 | 90 | 1910 | 90748L006▼▲0♦00 |
| ≤25 | 39 | 3561 | 91 | 2228 | 90748L007▼▲0♦00 |
| ≤25 | 45 | 4069 | 90 | 2547 | 90748L008▼▲0♦00 |
| ≤25 | 50 | 4578 | 92 | 2865 | 90748L009▼▲0♦00 |

| Emergency | Symbol |
|-------------------------|--------|
| No EM | 0 |
| EM 3h (K3) ¹ | 3 |

| Colour temp. | Symbol |
|--------------|--------|
| 3000K | 3 |
| 4000K | 0 |

¹ Prepared for emergency remote control.

03. Select options

| OPTIONS | Code* |
|--|---------|
| Suspension | |
| S5 L1500 mm (x1) | 910408 |
| S5 L1500 mm (x2) | 910409 |
| S5 L3000 mm (x1) | 910419 |
| S5 L3000 mm (x2) | 910412 |
| S5 L6000 mm (x1) | 910420 |
| S5 L6000 mm (x2) | 910421 |
| Transparent current supply cable | |
| L1500 mm - 3 x 0,75 mm ² | 940400 |
| L1500 mm - 5 x 0,75 mm ² | 940500 |
| L1500 mm - 7 x 0,75 mm ² | 940600 |
| L3000 mm - 3 x 0,75 mm ² | 940401 |
| L3000 mm - 5 x 0,75 mm ² | 940501 |
| L3000 mm - 7 x 0,75 mm ² | 940601 |
| L6000 mm - 3 x 0,75 mm ² | 940402 |
| L6000 mm - 5 x 0,75 mm ² | 940507 |
| L6000 mm - 7 x 0,75 mm ² | 940602 |
| • For the option DALI with emergency unit and remote control add 2 current supply cables of 5 x 0,75 mm ² . | |
| Square ceiling rose | |
| Surface mounted T25  45  100 | 978610▲ |
| Surface mounted T29 (DALI+K3) | 978611▲ |
| Recessed T7  Ø70 35  90 | 971400▲ |
| Recessed T59 (DALI+K3) | 971410▲ |
| Round ceiling rose | |
| Surface mounted T24  45  Ø95 | 978600▲ |
| Surface mounted T26 (DALI+K3) | 978601▲ |
| Recessed T5  Ø70 33  Ø90 | 971300▲ |
| Recessed T27 (DALI+K3) | 978700▲ |
| Low Output version | |
| • Under request. | |



*Replace the symbols to complete the code

Colour ▲
 White W
 Black B



Product details



Outer profile

End caps without visible screws

Suspension



Ceiling surface application

Suspended application

bFLEX diffuser



bOPTICS diffuser

Adjustable spotlight

White finish



Black finish

Grey finish

White/Black finish



Black/White finish

Black/Golden Eye finish

Square ceiling roses



Round ceiling roses