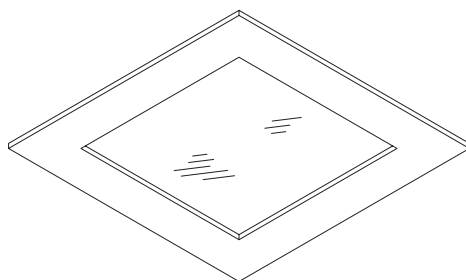


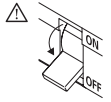
FESAL Sq IP

EN INSTALLATION INSTRUCTIONS**FR** NOTICE DE MONTAGE**DE** MONTAGE-ANLEITUNG**PT** INSTRUÇÕES DE MONTAGEM**ES** INSTRUCCIONES DE MONTAJE


Order code / Code com. / Bestell-Nr. / Código / Código: 90766..

**EN** Carefully read the instalation instructions provided before installing the device. Safety and Maintenance: Scan here.**FR** Lire attentivement les notices de montage avant l'installation de l'appareil. Sécurité et Entretien: Sanez ici.**DE** Bitte lesen die mitgelieferte Montageanleitungen vor de Montage des Geräts. Sicherheit und Wartung: Hier scannen.**PT** Leia atentamente as instruções de montagem fornecidas antes de instalar o aparelho. Segurança e Manutenção: Scan aqui.**ES** Lea atentamente las instrucciones de montaje proporcionadas antes de instalar el aparato. Seguridad y Mantenimiento: Escanea aqui.

FESAL Sq IP



EN WARNING: THE LUMINAIRE MUST BE ASSEMBLED WITH A DRIVER SUITABLE FOR ITS TECHNICAL SPECIFICATIONS.
FR AVERTISSEMENT: L'APPAREIL DOIT ÊTRE INSTALLÉ AVEC LE DRIVER INSTALLÉ AVEC UN DRIVER QUI CORRESPOND À SES CARACTÉRISTIQUES TECHNIQUES.
DE WARNUNG: DIE LEUCHTE MUSS MIT EINEM FÜR IHRE TECHNISCHEN SPEZIFIKATIONEN GEEIGNETEN TREIBER BESTÜCKT WERDEN.
PT ATENÇÃO: A LUMINÁRIA DEVE SER MONTADA COM O DRIVER ADEQUADO ÀS SUAS CARACTERÍSTICAS TÉCNICAS.
ES ATENCIÓN: LA LUMINARIA DEBERÁ MONTARSE CON EL DRIVER ADECUADO A SUS CARACTERÍSTICAS TÉCNICAS.

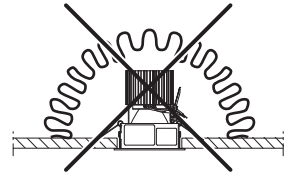
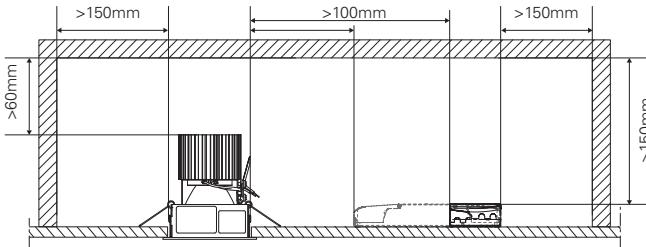
(mm)	 (mm)	$\frac{W}{A}$ (mm)	W	mA	V
105x105x106	95x95	1-25	7	200	32,7
105x105x106	95x95	1-25	12	350	33,6

TOOLS | OUTILS | WERKZEUG | FERRAMENTAS | HERRAMIENTAS

Phillips screwdriver

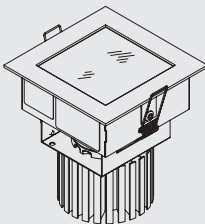
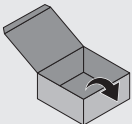


EN USE GLOVES.
FR UTILISEZ DES GANTS.
DE HANDSCHUHE BENUTZEN.
PT UTILIZE LUVAS.
ES USE GUANTES.



FESAL Sq IP

90766...

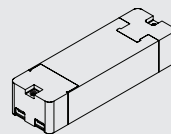


(x1)

CONTROL GEAR ALIMENTATION ÉLECTRIQUE GETRIEBSGERÄT FONTE DE ALIMENTAÇÃO FUENTE DE ALIMENTACIÓN

+ 
IIV864

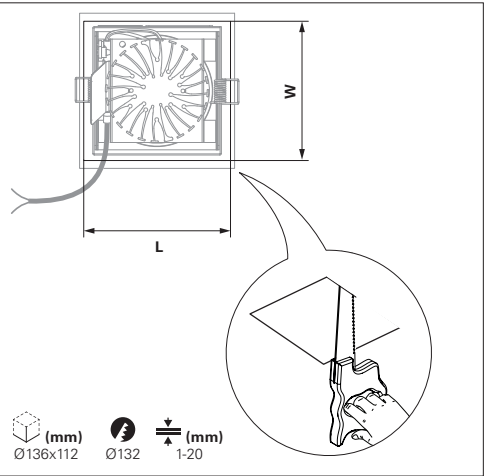
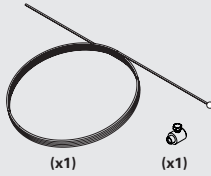
90000... | 90010... | 90011... | 90030...



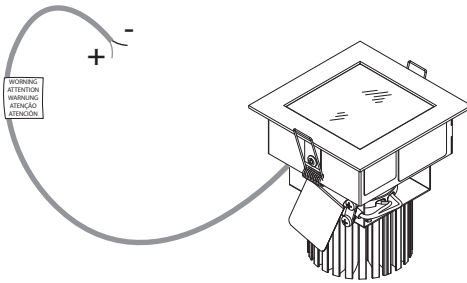
(x1)

**SAFETY CABLE
FILIN D'ACIER
SICHERHEITSKABEL OPTION
CABO DE SEGURANÇA
CABLE DE SEGURIDAD**

955000



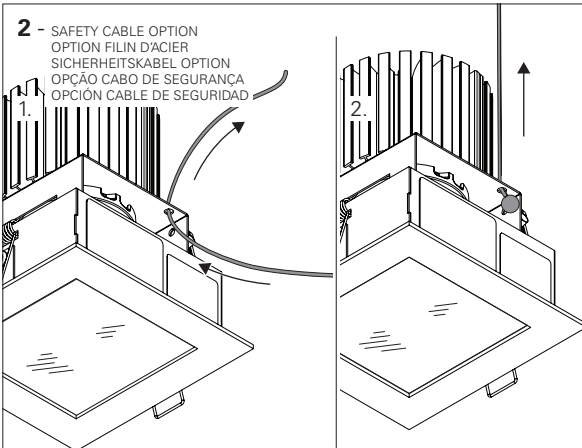
1



FOR ELECTRICAL CONNECTION, REQUIRES EXTERNAL CONTROL GEAR, READ: POUR LE RACCORDEMENT ÉLECTRIQUE, NÉCESSITE UN ÉQUIPEMENT DE COMMANDE EXTERNE, LIRE : FÜR DEN ELEKTRISCHEN ANSCHLUSS IST EIN EXTERNES STEUERGERÄT ERFORDERLICH, LESEN SIE: PARA LIGAÇÃO ELÉTRICA, REQUER FONTE DE ALIMENTAÇÃO EXTERNA, LER: PARA LA CONEXIÓN ELÉCTRICA, REQUIERE FUENTE DE ALIMENTACIÓN EXTERNA, LEA:

 **IIV864**

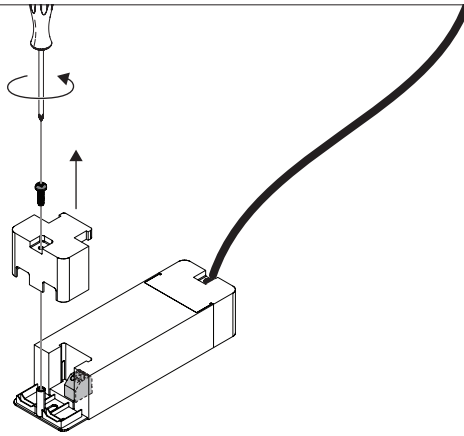
2 - SAFETY CABLE OPTION
OPTION FILIN D'ACIER
SICHERHEITSKABEL OPTION
OPÇÃO CABO DE SEGURANÇA
OPCIÓN CABLE DE SEGURIDAD



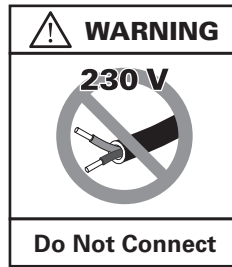
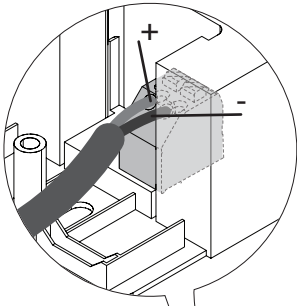
3.



3



4



RED	BLACK
ROUGE	NOIR
ROT	SCHWARZ
VERMELHO	PRETO
ROJO	NEGRO



EN WARNING: NEVER CONNECT DIRECTLY ~230V. DRIVER REQUIRED FOR OPERATION.

FR ATTENTION : NE JAMAIS BRANCHER DIRECTEMENT SUR ~230V. NÉCESSITE L'APPLICATION D'UN DRIVER.

DE ACHTUNG: NIEMALS DIREKT AN ~230V ANSCHLIESSEN. FÜR DEN BETRIEB IST EIN TREIBER ERFORDERLICH.

PT ATENÇÃO: NUNCA LIGAR ~230V DIRETO. REQUER APLICAÇÃO DO DRIVER.

ES ATENCIÓN: NO CONECTAR DIRECTAMENTE A ~230V. REQUIERE LA APLICACIÓN DE UN DRIVER.

