

**Luminaire**

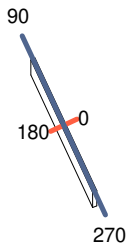
Code 90709L014-49  
Name CONCEPT LINEA 35 / E L1967 BFLEX 840 SRT

**Measurement**

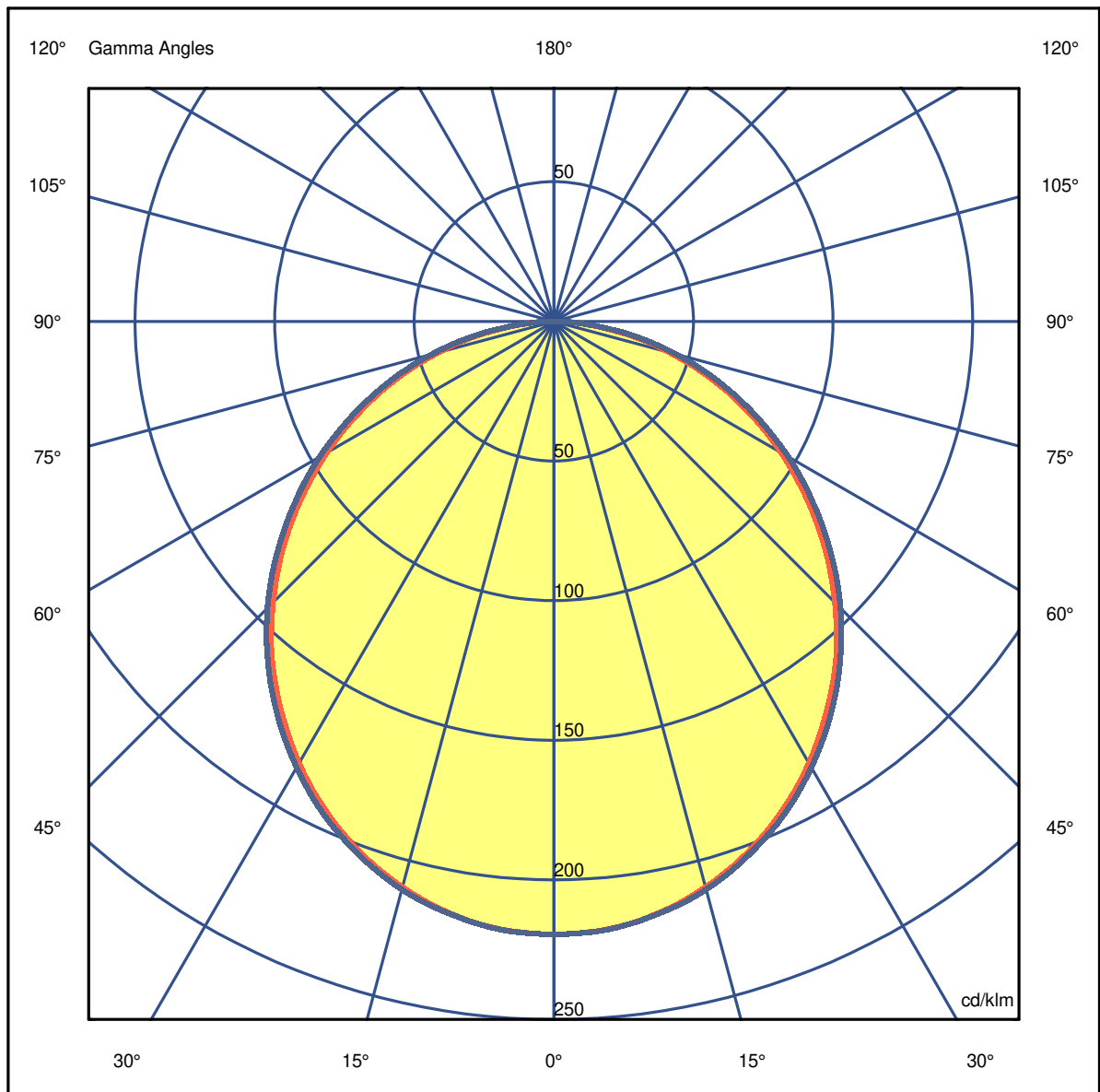
Code 31/7/2023  
Name CONCEPT LINEA 35 / E L1967 BFLEX 840 SRT

Luminaire Flux	5739 lm	Luminaire Power	60.6 W	Efficacy	94.659 lm/W	Efficiency	62.59%
Source Flux	9170 lm	Maximum value	219.50 cd/klm	Position	C=0.00 G=0.00	CG	Double Symmetrical

1967mm x 58mm



C Halfplanes



**Luminaire**

Code 90709L014-49  
Name CONCEPT LINEA 35 / E L1967 BFLEX 840 SRT

**Measurem.**

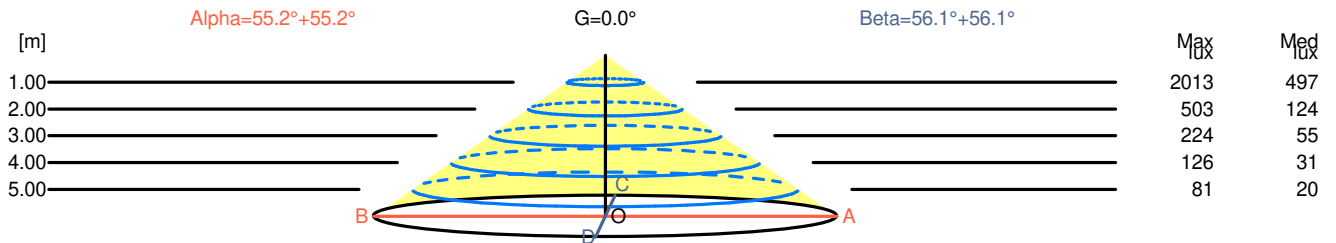
Code 31/7/2023  
Name CONCEPT LINEA 35 / E L1967 BFLEX 840 SRT

Luminaire Flux	5739 lm	Luminaire Power	60.6 W	Efficacy	94.659 lm/W	Efficiency	62.59%
Source Flux	9170 lm	Maximum value	219.50 cd/klm	Position	C=0.00 G=0.00	CG	Double Symmetrical

Width at 50.00 % of Max Intensity

H[m]	1.00	2.00	3.00	4.00	5.00	H[m]	1.00	2.00	3.00	4.00	5.00
OA	1.44	2.88	4.32	5.76	7.20	OC	1.49	2.98	4.47	5.96	7.45
OB	1.44	2.88	4.32	5.76	7.20	OD	1.49	2.98	4.47	5.96	7.45

	Luminous Intensities [ cd/klm ]									
	0	5	15	25	35	45	55	65	75	85
OA	2012.82	2003.64	1922.95	1773.48	1561.65	1304.89	1013.28	705.17	393.39	107.29
OB	2012.82	2003.64	1922.95	1773.48	1561.65	1304.89	1013.28	705.17	393.39	107.29
OC	2012.82	2004.56	1931.20	1787.23	1582.74	1331.48	1039.88	729.93	415.40	109.12
OD	2012.82	2004.56	1931.20	1787.23	1582.74	1331.48	1039.88	729.93	415.40	109.12



H[m]	D[m]	Max lux	Med lux	Alpha=55.2°+55.2°	G=0.0
1.00	2.88	2013	497		
2.00	5.76	503	124		
3.00	8.64	224	55		
4.00	11.52	126	31		
5.00	14.40	81	20		

H[m]	D[m]	Max lux	Med lux	Beta=56.1°+56.1°	G=0.0
1.00	2.98	2013	497		
2.00	5.96	503	124		
3.00	8.94	224	55		
4.00	11.91	126	31		
5.00	14.89	81	20		

**Luminaire**

Code 90709L014-49  
Name CONCEPT LINEA 35 / E L1967 BFLEX 840 SRT

**Measurerm.**

Code 31/7/2023  
Name CONCEPT LINEA 35 / E L1967 BFLEX 840 SRT

Luminaire Flux	5739 lm	Luminaire Power	60.6 W	Efficacy	94.659 lm/W	Efficiency	62.59%
Source Flux	9170 lm	Maximum value	219.50 cd/klm	Position	C=0.00 G=0.00	CG	Double Symmetrical

**UGR**  
S = 0.250

Reflectancies										
Ceiling/Cavity	0.7	0.7	0.5	0.5	0.3	0.7	0.7	0.5	0.5	0.3
Walls	0.5	0.3	0.5	0.3	0.3	0.5	0.3	0.5	0.3	0.3
Working Plane	0.2	0.2	0.2	0.2	0.2	0.2	0.2	0.2	0.2	0.2

Room Dimensions	Lateral View					Viewed Endwise				
x=2H y=2H	20.2	21.5	20.5	21.7	22.0	22.7	24.0	22.9	24.2	24.5
x=2H y=3H	21.2	22.4	21.5	22.7	23.0	24.3	25.5	24.6	25.7	26.0
x=2H y=4H	21.5	22.7	21.9	23.0	23.2	24.9	26.1	25.3	26.4	26.6
x=2H y=6H	21.7	22.8	22.1	23.1	23.4	25.4	26.5	25.8	26.8	27.1
x=2H y=8H	21.8	22.8	22.1	23.1	23.4	25.6	26.6	25.9	26.9	27.2
x=2H y=12H	21.8	22.7	22.1	23.1	23.4	25.7	26.7	26.1	27.0	27.3
x=4H y=2H	20.8	22.0	21.2	22.3	22.5	22.9	24.0	23.2	24.3	24.6
x=4H y=3H	22.0	23.0	22.4	23.3	23.7	24.6	25.6	25.0	25.9	26.3
x=4H y=4H	22.5	23.3	22.9	23.7	24.0	25.4	26.2	25.8	26.6	26.9
x=4H y=6H	22.7	23.5	23.2	23.9	24.3	26.0	26.7	26.4	27.1	27.5
x=4H y=8H	22.8	23.5	23.2	23.9	24.3	26.2	26.9	26.6	27.2	27.7
x=4H y=12H	22.8	23.5	23.3	23.9	24.3	26.3	26.9	26.7	27.3	27.7
x=8H y=4H	22.7	23.4	23.2	23.8	24.2	25.4	26.1	25.9	26.5	26.9
x=8H y=6H	23.1	23.7	23.5	24.1	24.5	26.1	26.6	26.5	27.1	27.5
x=8H y=8H	23.2	23.7	23.7	24.1	24.6	26.3	26.8	26.8	27.2	27.7
x=8H y=12H	23.2	23.7	23.7	24.1	24.6	26.5	26.9	26.9	27.3	27.9
x=12H y=4H	22.7	23.4	23.2	23.8	24.2	25.4	26.0	25.8	26.5	26.9
x=12H y=6H	23.1	23.6	23.6	24.1	24.6	26.1	26.6	26.5	27.0	27.5
x=12H y=8H	23.2	23.7	23.7	24.1	24.7	26.3	26.7	26.8	27.2	27.7

**Luminaire**

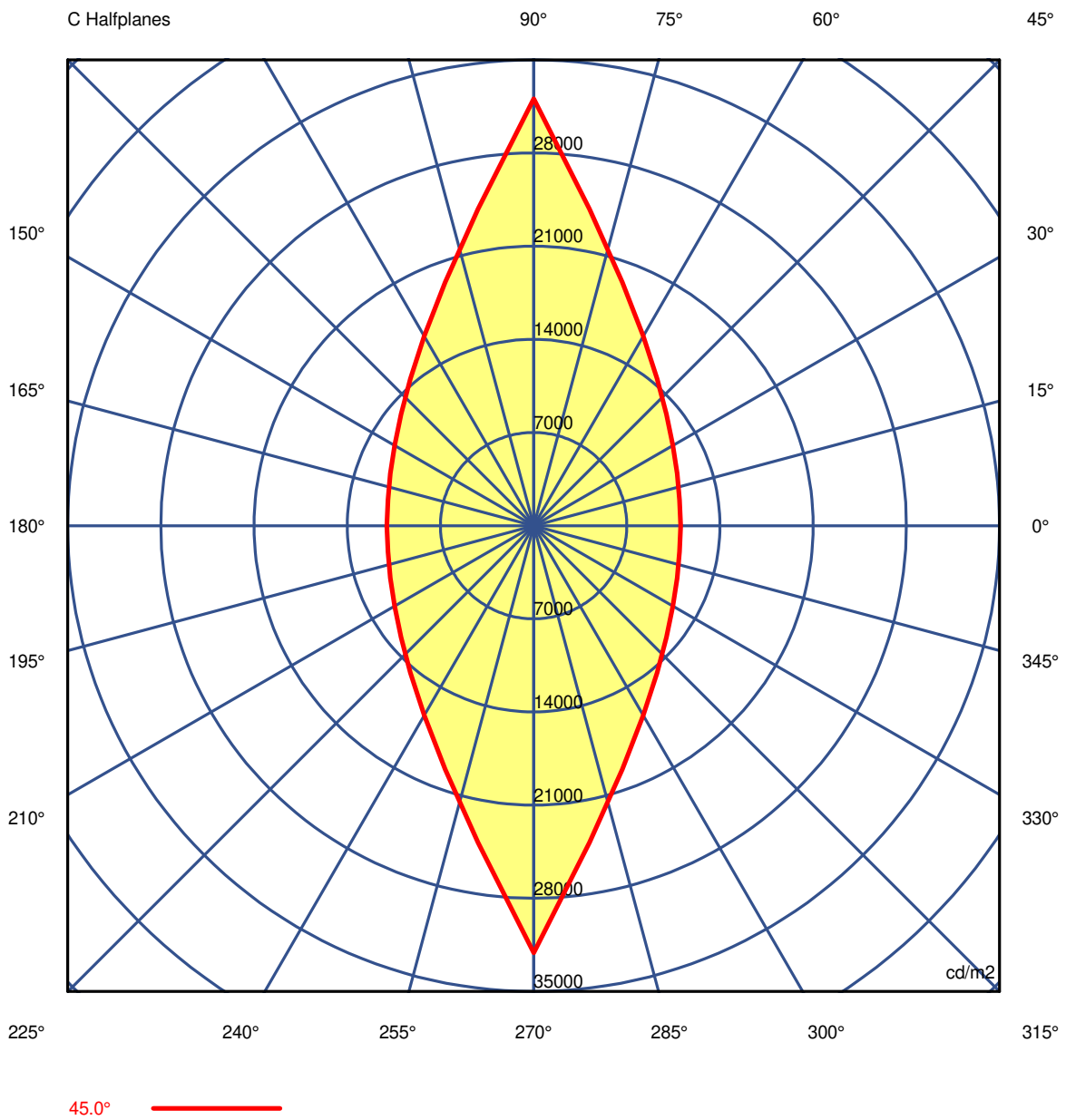
Code 90709L014-49  
Name CONCEPT LINEA 35 / E L1967 BFLEX 840 SRT

**Measurement**

Code 31/7/2023  
Name CONCEPT LINEA 35 / E L1967 BFLEX 840 SRT

Luminaire Flux	5739 lm	Luminaire Power	60.6 W	Efficacy	94.659 lm/W	Efficiency	62.59%
Source Flux	9170 lm	Maximum value	219.50 cd/klm	Position	C=0.00 G=0.00	CG	Double Symmetrical

Luminance



**Luminaire**

Code 90709L014-49  
Name CONCEPT LINEA 35 /E L1967 BFLEX 840 SRT

**Measurement**

Code 31/7/2023  
Name CONCEPT LINEA 35 /E L1967 BFLEX 840 SRT

Luminaire Flux	5739 lm	Luminaire Power	60.6 W	Efficacy	94.659 lm/W	Efficiency	62.59%
Source Flux	9170 lm	Maximum value	219.50 cd/klm	Position	C=0.00 G=0.00	CG	Double Symmetrical

**Luminance cd/m2 Table 1/3**

	C 0.00	C 10.00	C 20.00	C 30.00	C 40.00	C 50.00	C 60.00	C 70.00	C 80.00	C 90.00	C 100.00	C 110.00	C 120.00
G 0.0	35286	35286	35286	35286	35286	35286	35286	35286	35286	35286	35286	35286	35286
G 5.0	30163	30207	30392	30712	31137	31716	32448	33274	34189	35188	34189	33274	32448
G 10.0	26206	26269	26557	27064	27766	28711	29921	31371	33058	34985	33058	31371	29921
G 15.0	22999	23085	23441	24060	24918	26104	27661	29570	31916	34784	31916	29570	27661
G 20.0	20344	20450	20819	21465	22431	23775	25553	27829	30737	34456	30737	27829	25553
G 25.0	18051	18159	18542	19222	20223	21642	23578	26130	29529	34117	29529	26130	23578
G 30.0	16027	16123	16509	17201	18220	19672	21696	24462	28277	33676	28277	24462	21696
G 35.0	14209	14323	14700	15369	16384	17853	19922	22815	26971	33210	26971	22815	19922
G 40.0	12590	12659	13011	13668	14652	16088	18156	21130	25580	32670	25580	21130	18156
G 45.0	11037	11130	11462	12076	13024	14421	16461	19484	24172	32096	24172	19484	16461
G 50.0	9606	9680	9996	10577	11453	12777	14764	17758	22585	31348	22585	17758	14764
G 55.0	8241	8322	8606	9127	9944	11184	13061	15987	20908	30541	20908	15987	13061
G 60.0	6956	7024	7276	7748	8481	9611	11356	14131	19052	29690	19052	14131	11356
G 65.0	5690	5752	5967	6369	7022	8024	9584	12179	17000	28536	17000	12179	9584
G 70.0	4465	4513	4693	5039	5578	6434	7807	10107	14657	27289	14657	10107	7807
G 75.0	3247	3288	3439	3721	4129	4798	5913	7817	11861	25434	11861	7817	5913
G 80.0	2068	2074	2178	2383	2666	3123	3904	5305	8509	22477	8509	5305	3904
G 85.0	935	937	989	1092	1228	1458	1857	2564	4329	16560	4329	2564	1857
G 90.0	275	199	207	267	270	322	471	595	1003	12422	1003	595	471

**Luminaire**

Code 90709L014-49  
Name CONCEPT LINEA 35 /E L1967 BFLEX 840 SRT

**Measurement**

Code 31/7/2023  
Name CONCEPT LINEA 35 /E L1967 BFLEX 840 SRT

Luminaire Flux	5739 lm	Luminaire Power	60.6 W	Efficacy	94.659 lm/W	Efficiency	62.59%
Source Flux	9170 lm	Maximum value	219.50 cd/klm	Position	C=0.00 G=0.00	CG	Double Symmetrical

**Luminance cd/m2 Table 2/3**

	C 130.00	C 140.00	C 150.00	C 160.00	C 170.00	C 180.00	C 190.00	C 200.00	C 210.00	C 220.00	C 230.00	C 240.00	C 250.00
G 0.0	35286	35286	35286	35286	35286	35286	35286	35286	35286	35286	35286	35286	35286
G 5.0	31716	31137	30712	30392	30207	30163	30207	30392	30712	31137	31716	32448	33274
G 10.0	28711	27766	27064	26557	26269	26206	26269	26557	27064	27766	28711	29921	31371
G 15.0	26104	24918	24060	23441	23085	22999	23085	23441	24060	24918	26104	27661	29570
G 20.0	23775	22431	21465	20819	20450	20344	20450	20819	21465	22431	23775	25553	27829
G 25.0	21642	20223	19222	18542	18159	18051	18159	18542	19222	20223	21642	23578	26130
G 30.0	19672	18220	17201	16509	16123	16027	16123	16509	17201	18220	19672	21696	24462
G 35.0	17853	16384	15369	14700	14323	14209	14323	14700	15369	16384	17853	19922	22815
G 40.0	16088	14652	13668	13011	12659	12590	12659	13011	13668	14652	16088	18156	21130
G 45.0	14421	13024	12076	11462	11130	11037	11130	11462	12076	13024	14421	16461	19484
G 50.0	12777	11453	10577	9996	9680	9606	9680	9996	10577	11453	12777	14764	17758
G 55.0	11184	9944	9127	8606	8322	8241	8322	8606	9127	9944	11184	13061	15987
G 60.0	9611	8481	7748	7276	7024	6956	7024	7276	7748	8481	9611	11356	14131
G 65.0	8024	7022	6369	5967	5752	5690	5752	5967	6369	7022	8024	9584	12179
G 70.0	6434	5578	5039	4693	4513	4465	4513	4693	5039	5578	6434	7807	10107
G 75.0	4798	4129	3721	3439	3288	3247	3288	3439	3721	4129	4798	5913	7817
G 80.0	3123	2666	2383	2178	2074	2068	2074	2178	2383	2666	3123	3904	5305
G 85.0	1458	1228	1092	989	937	935	937	989	1092	1228	1458	1857	2564
G 90.0	322	270	267	207	199	275	199	207	267	270	322	471	595

**Luminaire**

Code 90709L014-49  
Name CONCEPT LINEA 35 /E L1967 BFLEX 840 SRT

**Measur.**

Code 31/7/2023  
Name CONCEPT LINEA 35 /E L1967 BFLEX 840 SRT

Luminaire Flux	5739 lm	Luminaire Power	60.6 W	Efficacy	94.659 lm/W	Efficiency	62.59%
Source Flux	9170 lm	Maximum value	219.50 cd/klm	Position	C=0.00 G=0.00	CG	Double Symmetrical

**Luminance cd/m2 Table 3/3**

	C 260.00	C 270.00	C 280.00	C 290.00	C 300.00	C 310.00	C 320.00	C 330.00	C 340.00	C 350.00
G 0.0	35286	35286	35286	35286	35286	35286	35286	35286	35286	35286
G 5.0	34189	35188	34189	33274	32448	31716	31137	30712	30392	30207
G 10.0	33058	34985	33058	31371	29921	28711	27766	27064	26557	26269
G 15.0	31916	34784	31916	29570	27661	26104	24918	24060	23441	23085
G 20.0	30737	34456	30737	27829	25553	23775	22431	21465	20819	20450
G 25.0	29529	34117	29529	26130	23578	21642	20223	19222	18542	18159
G 30.0	28277	33676	28277	24462	21696	19672	18220	17201	16509	16123
G 35.0	26971	33210	26971	22815	19922	17853	16384	15369	14700	14323
G 40.0	25580	32670	25580	21130	18156	16088	14652	13668	13011	12659
G 45.0	24172	32096	24172	19484	16461	14421	13024	12076	11462	11130
G 50.0	22585	31348	22585	17758	14764	12777	11453	10577	9996	9680
G 55.0	20908	30541	20908	15987	13061	11184	9944	9127	8606	8322
G 60.0	19052	29690	19052	14131	11356	9611	8481	7748	7276	7024
G 65.0	17000	28536	17000	12179	9584	8024	7022	6369	5967	5752
G 70.0	14657	27289	14657	10107	7807	6434	5578	5039	4693	4513
G 75.0	11861	25434	11861	7817	5913	4798	4129	3721	3439	3288
G 80.0	8509	22477	8509	5305	3904	3123	2666	2383	2178	2074
G 85.0	4329	16560	4329	2564	1857	1458	1228	1092	989	937
G 90.0	1003	12422	1003	595	471	322	270	267	207	199