

CONCEPT S 65



Product characteristics

Body

Aluminium

Finish

Powder coated

Optical system

LIGHT+ - Opal diffuser

Light source

LED, RG1, CRI>80, MacAdam Step ≤ 3

LED lifetime

80.000h @ L80, B10, Ta 25°C

Control gear

LED driver 220-240V-50/60Hz included



230V/50Hz



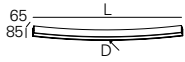
IP 20

650°C

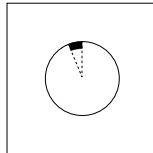
01. Select module



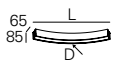
CURVED MODULE



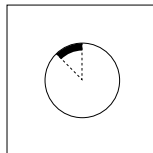
1/16 (22,5°) | LIGHT+ - Opal diffuser



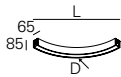
W	lm output	lm/W	Lmm	Dmm	CODE*
27	2776	103	1531	Ø7850	90781L010▼▲◆00



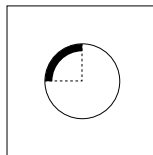
1/8 (45°) | LIGHT+ - Opal diffuser



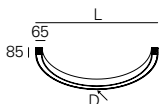
W	lm output	lm/W	Lmm	Dmm	CODE*
15	1388	93	784	Ø2050	90782L005▼▲◆00
18	1666	93	937	Ø2450	90782L006▼▲◆00
20	1943	97	1071	Ø2800	90782L007▼▲◆00
22	2221	101	1224	Ø3200	90782L008▼▲◆00



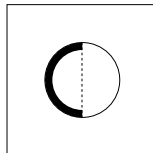
1/4 (90°) | LIGHT+ - Opal diffuser



W	lm output	lm/W	Lmm	Dmm	CODE*
15	1388	93	742	Ø1050	90783L005▼▲◆00
18	1666	93	884	Ø1250	90783L006▼▲◆00
20	1943	97	1025	Ø1450	90783L007▼▲◆00
22	2221	101	1166	Ø1650	90783L008▼▲◆00
25	2498	100	1308	Ø1850	90783L009▼▲◆00
27	2776	103	1414	Ø2000	90783L010▼▲◆00
39	3886	100	1980	Ø2800	90783L014▼▲◆00
44	4441	101	2262	Ø3200	90783L016▼▲◆00
53	5552	105	2828	Ø4000	90783L020▼▲◆00

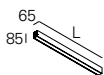


1/2 (180°) | LIGHT+ - Opal diffuser

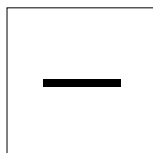


W	lm output	lm/W	Lmm	Dmm	CODE*
22	2221	101	850	Ø850	90784L008▼▲◆00
27	2776	103	1050	Ø1050	90784L010▼▲◆00
33	3331	101	1250	Ø1250	90784L012▼▲◆00
39	3886	100	1450	Ø1450	90784L014▼▲◆00
44	4441	101	1650	Ø1650	90784L016▼▲◆00
48	4997	104	1850	Ø1850	90784L018▼▲◆00
53	5552	105	2000	Ø2000	90784L020▼▲◆00

LINEAR MODULE



LINEA | LIGHT+ - Opal diffuser



W	lm output	lm/W	Lmm	CODE*
15	1388	93	750	90789L005▼▲◆00
20	1943	97	1050	90789L007▼▲◆00
25	2498	100	1350	90789L009▼▲◆00
30	3053	102	1650	90789L011▼▲◆00
36	3609	100	1950	90789L013▼▲◆00

*Replace the symbols to complete the code

Control gear	
HF	E
DALI	H





Colour 1	
White	W
Gray	G
Black	B
Sahara	0
Mist	1
Carbon	I
Autumn	L
Rusty chain	R
Jungle	N
Golden eye	D
Old rose	5
Copper	7

Colour temp.	
3000K	3
4000K	0

CURVED MODULE | LINEAR MODULE

- To complete the line add start kit, through-wiring and body connector kit. Please order separately.
- For suspended version add current supply cable, suspension and ceiling rose. Please order separately.
- Dimensions do not include the start kit. Add 4 mm to the recessing length to complete the line.

02. Select options

OPTIONS	Code*
Start kit - end cap start/end • 2 end caps included.	65 921750♣ 851  2
Through-wiring 3 x 1,5 m ² 5 x 1,5 m ²	949200 949201
Body connector (x1) • Screws included.	931100♣
Suspension • For all curved versions:	S1 L1500 mm (x3) 910005 S1 L3000 mm (x3) 910015 S1 L6000 mm (x3) 910016
• For all linear versions:	S1 L1500 mm (x2) 910001 S1 L3000 mm (x2) 910011 S1 L6000 mm (x2) 910012
Transparent current supply cable L1500 mm - 3 x 1,5 mm ² L1500 mm - 5 x 1,5 mm ² L3000 mm - 3 x 1,5 mm ² L3000 mm - 5 x 1,5 mm ² L6000 mm - 3 x 1,5 mm ² L6000 mm - 5 x 1,5 mm ²	940300 940000 940301 940001 940302 940002
Round ceiling rose¹ Surface mounted T24 D95	451  Ø95 978600♣
Recessed T5 D90	 Ø70 331  Ø90 971300♣



*Replace the symbols to complete the code


Colour ¹²	♣
<input type="checkbox"/> White	W
<input type="checkbox"/> Gray	G
<input type="checkbox"/> Black	B
<input type="checkbox"/> Sahara	0
<input type="checkbox"/> Mist	1
<input type="checkbox"/> Carbon	I
<input type="checkbox"/> Autumn	L
<input type="checkbox"/> Rusty chain	R
<input type="checkbox"/> Jungle	N
<input type="checkbox"/> Golden eye	D
<input type="checkbox"/> Old rose	5
<input type="checkbox"/> Copper	7



Select options



LIGHT+ diffuser



Ceiling roses

