

## ELI 50 /E 1



### Product characteristics

---

**Body**

Aluminium

**Finish**

Powder coated

**Optical system**

PB - Shiny reflector

**Light source**

LED, RG1, CRI>90, MacAdam Step  $\leq 3$

**LED lifetime**

60.000h @ L80, B10, Ta 25°C

**Control gear**

Not included

**Ceiling thickness**

For ceilings between 1-25 mm

---



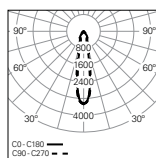
## 01. Select version



ELI 50 / E 1

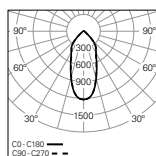


### PB - Shiny reflector - 20°



W	lm output	lm/W	mA	Ø	CODE*
5	747	149	150	Ø65	90695L0010▲0♦20
9	1168	130	250	Ø65	90694L0010▲0♦20

### PB - Shiny reflector - 50°



W	lm output	lm/W	mA	Ø	CODE*
5	724	145	150	Ø65	90695L0010▲0♦50
9	1144	127	250	Ø65	90694L0010▲0♦50

\*Replace the symbols to complete the code

**Colour** ▲  
 White W  
 Black B

**Colour temp.** ♦  
 3000K 3  
 4000K 0

ELI 50 / E 1

• To complete the product add the control gear. Please order separately.

## 02. Select options

OPTIONS Code

### Control gear HF

Driver 6,3W 10-42V 150mA HF	900000E
Driver 10,5W 10-42V 250mA HF	900002E

### Control gear dimmable DALI

Driver 7,8W 09-52V 150mA DALI+ PUSH	900100H
Driver 13W 09-52V 250mA DALI+ PUSH	900102H

### Steel safety cable

L1500 mm	955010
----------	--------

## ELI 50 /E 2



### Product characteristics

---

**Body**

Aluminium

**Finish**

Powder coated

**Optical system**

PB - Shiny reflector

**Light source**

LED, RG1, CRI>90, MacAdam Step  $\leq 3$

**LED lifetime**

60.000h @ L80, B10, Ta 25°C

**Control gear**

Not included

**Ceiling thickness**

For ceilings between 1-25 mm

---



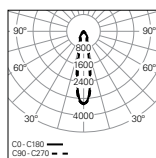
## 01. Select version



### ELI 50 / E 2



#### PB - Shiny reflector - 20°



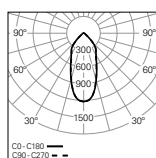
W	lm output	lm/W	mA	Ø	CODE*
10	1494	149	300	Ø60X120	90695L0020▲0◆20
17	2336	137	500	Ø60X120	90694L0020▲0◆20

\*Replace the symbols to complete the code

Colour	Symbol
White	W
Black	B

Colour temp.	Symbol
3000K	3
4000K	0

#### PB - Shiny reflector - 50°



W	lm output	lm/W	mA	Ø	CODE*
10	1448	145	300	Ø60X120	90695L0020▲0◆50
17	2288	135	500	Ø60X120	90694L0020▲0◆50

### ELI 50 / E 2

• To complete the product add the control gear. Please order separately.

## 02. Select options

### OPTIONS Code

#### Control gear HF

Driver 12,6W 10-42V 300mA HF	900003E
Driver 21W 10-42V 500mA HF	900007E

#### Control gear dimmable DALI

Driver 15,6W 09-52V 300mA DALI+ PUSH	900103H
Driver 26W 09-52V 500mA DALI+ PUSH	900107H

#### Steel safety cable

L1500 mm	955010
----------	--------