

ELI 50 Sq /E 1



Product characteristics

Body

Aluminium

Finish

Powder coated

Optical system

PB - Shiny reflector

Light source

LED, RG1, CRI>90, MacAdam Step ≤ 3

LED lifetime

60.000h @ L80, B10, Ta 25°C

Control gear

Not included

Ceiling thickness

For ceilings between 1-25 mm

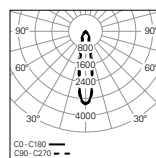


01. Select version

ELI 50 Sq / E 1

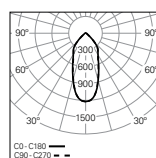


PB - Shiny reflector - 20°



W	lm output	lm/W	mA	Ø	CODE*
5	747	149	150	Ø65	90697L0010▲0♦20
9	1168	130	250	Ø65	90696L0010▲0♦20

PB - Shiny reflector - 50°



W	lm output	lm/W	mA	Ø	CODE*
5	724	145	150	Ø65	90697L0010▲0♦50
9	1144	127	250	Ø65	90696L0010▲0♦50



*Replace the symbols to complete the code

Colour	Symbol
White	W
Black	B

Colour temp.	Symbol
3000K	3
4000K	0

ELI 50 Sq / E 1

• To complete the product add the control gear. Please order separately.

02. Select options

OPTIONS Code

Control gear HF

Driver 6,3W 10-42V 150mA HF	900000E
Driver 10,5W 10-42V 250mA HF	900002E

Control gear dimmable DALI

Driver 7,8W 09-52V 150mA DALI+ PUSH	900100H
Driver 13W 09-52V 250mA DALI+ PUSH	900102H

Steel safety cable

L1500 mm	955010
----------	--------

ELI 50 Sq /E 2



Product characteristics

Body

Aluminium



Finish

Powder coated



Optical system

PB - Shiny reflector

Light source

LED, RG1, CRI>90, MacAdam Step ≤ 3



LED lifetime

60.000h @ L80, B10, Ta 25°C

Control gear

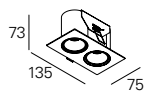
Not included

Ceiling thickness

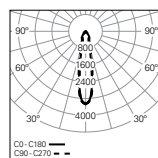
For ceilings between 1-25 mm

01. Select version

ELI 50 Sq / E 2

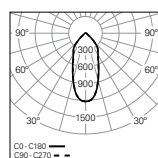


PB - Shiny reflector - 20°



W	lm output	lm/W	mA	Ø	CODE*
10	1494	149	300	Ø60X120	90697L0020▲0◆20
17	2336	137	500	Ø60X120	90696L0020▲0◆20

PB - Shiny reflector - 50°



W	lm output	lm/W	mA	Ø	CODE*
10	1448	145	300	Ø60X120	90697L0020▲0◆50
17	2288	135	500	Ø60X120	90696L0020▲0◆50



*Replace the symbols to complete the code

Colour ▲
 White W
 Black B

Colour temp. ◆
 3000K 3
 4000K 0

ELI 50 Sq / E 2

• To complete the product add the control gear. Please order separately.

02. Select options

OPTIONS Code

Control gear HF

Driver 12,6W 10-42V 300mA HF	900003E
Driver 21W 10-42V 500mA HF	900007E

Control gear dimmable DALI

Driver 15,6W 09-52V 300mA DALI+ PUSH	900103H
Driver 26W 09-52V 500mA DALI+ PUSH	900107H

Steel safety cable

L1500 mm	955010
----------	--------