

## ELI 50 Sq /W D/I



### Product characteristics

---

**Body**

Aluminium

**Finish**

Powder coated

**Optical system**

PB - Shiny reflector

**Light source**

LED, RG1, CRI>90, MacAdam Step  $\leq 3$

**LED lifetime**

60.000h @ L80, B10, Ta 25°C

**Control gear**

LED driver 220-240V-50/60Hz included

---



230V/50Hz



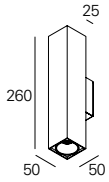
IP 20

650°C

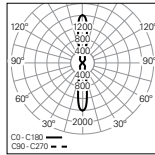
01. Select version



ELI 50 Sq /W D/I



PB - Shiny reflector - 20°



W  
10

lm  
output  
1254

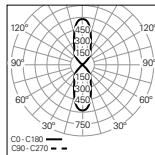
lm/W  
125

CODE\*  
90692L260▼▲0◆20

\*Replace the symbols to complete the code

Control gear ▼  
HF E  
DALI H

PB - Shiny reflector - 50°



W  
10

lm  
output  
1214

lm/W  
121

CODE\*  
90692L260▼▲0◆50

Colour ▲  
□ White W  
■ Black B

Colour temp. ◆  
3000K 3  
4000K 0