

## ELI 50 Sq /W



### Product characteristics

---

**Body**

Aluminium

**Finish**

Powder coated

**Optical system**

PB - Shiny reflector

**Light source**

LED, RG1, CRI>90, MacAdam Step  $\leq 3$

**LED lifetime**

60.000h @ L80, B10, Ta 25°C

**Control gear**

LED driver 220-240V-50/60Hz included

---



230V/50Hz



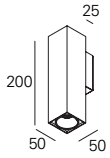
IP 20

650°C

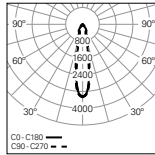
01. Select version



ELI 50 Sq /W



**PB - Shiny reflector - 20°**



**W**  
7  
11

**lm output**  
747  
1168

**lm/W**  
107  
106

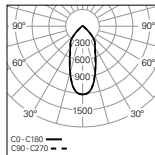
**CODE\***  
90691L200▼▲0◆20  
90690L200▼▲0◆20

\*Replace the symbols to complete the code

**Control gear** ▼  
HF E  
DALI H

**Colour** ▲  
□ White W  
■ Black B

**PB - Shiny reflector - 50°**



**W**  
7  
11

**lm output**  
724  
1144

**lm/W**  
103  
104

**CODE\***  
90691L200▼▲0◆50  
90690L200▼▲0◆50

**Colour temp.** ◆  
3000K 3  
4000K 0