


REBA 50 /T Line



Product characteristics

Body

Extruded aluminium profile

Finish

Powder coated

Fixing system

Trimless recessed mounting kit

Optical system

bGLARE - Microprismatic diffuser

bLINE - Opal diffuser

ASYM - Asymmetric diffuser

Light source

LED, RG1, CRI>80, MacAdam Step ≤ 3

LED lifetime

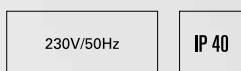
80.000h @ L90, B10, Ta 25°C

Control gear

LED driver 220-240V-50/60Hz included

Ceiling thickness

For ceilings between 10, 13, 15 and 18 mm

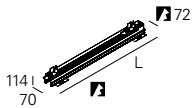


01. Select Outer Profile



OUTER PROFILE

Start / End (SRT/END)

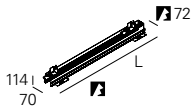


Lmm		CODE*
580	581	90507L0020▲0083
860	861	90507L0030▲0083
1140	1141	90507L0040▲0083
1420	1421	90507L0050▲0083
1700	1701	90507L0060▲0083
1982	1983	90507L0070▲0083
2262	2263	90507L0080▲0083
2542	2543	90507L0090▲0083
2822	2823	90507L0100▲0083

*Replace the symbols to complete the code

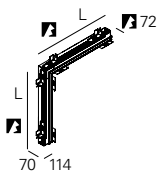
Colour	
White	W
Grey	G
Black	B

Middle (MID)



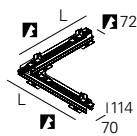
Lmm		CODE*
562	562	90507L0020▲0000
842	842	90507L0030▲0000
1122	1122	90507L0040▲0000
1402	1402	90507L0050▲0000
1682	1682	90507L0060▲0000
1964	1964	90507L0070▲0000
2244	2244	90507L0080▲0000
2524	2524	90507L0090▲0000
2804	2804	90507L0100▲0000

Vertical corner (VRT)



Lmm		CODE*
569	534	90507V0040▲0000

Horizontal corner (HRZ) - Horizontal edge corner (EDGE)



Lmm		CODE*
611	612	90507H0040▲0000

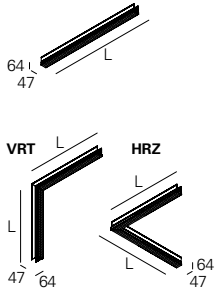
OUTER PROFILE

- To complete the product add the inner profile. Please order separately.
- To complete the line add the start kit, through-wiring and body connector kit. Please order separately.
- The maximum line length with 1 single feeding point is 30000 mm.

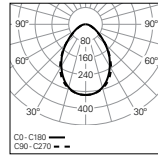
02. Select Inner and Outer Profile



INNER PROFILE | SYMMETRIC

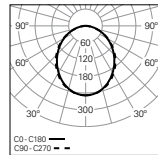


bGLARE - Microprismatic diffuser

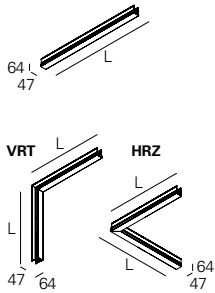


W	lm output	lm/W	Lmm	CODE*	
15	1603	107	562	90498L002♥VV0♦00	
22	2405	109	842	90498L003♥VV0♦00	
30	3207	107	1122	90498L004♥VV♦♦00	
35	4008	115	1402	90498L005♥VV♦♦00	
42	4810	115	1682	90498L006♥VV♦♦00	
52	5612	108	1964	90498L007♥VV♦♦00	
60	6413	107	2244	90498L008♥VV♦♦00	
65	7215	111	2524	90498L009♥VV♦♦00	
70	8017	115	2804	90498L010♥VV♦♦00	
<hr/>					
VRT	30	3207	107	599	90498V004♥VV0♦00
HRZ	30	3207	107	577	90498H004♥VV0♦00

bLINE - Opal diffuser



W	lm output	lm/W	Lmm	CODE*	
15	1655	110	562	90497L002♥VV0♦00	
22	2483	113	842	90497L003♥VV0♦00	
30	3310	110	1122	90497L004♥VV♦♦00	
35	4138	118	1402	90497L005♥VV♦♦00	
42	4965	118	1682	90497L006♥VV♦♦00	
52	5793	111	1964	90497L007♥VV♦♦00	
60	6620	110	2244	90497L008♥VV♦♦00	
65	7448	115	2524	90497L009♥VV♦♦00	
70	8275	118	2804	90497L010♥VV♦♦00	
<hr/>					
VRT	30	3310	110	599	90497V004♥VV0♦00
HRZ	30	3310	110	577	90497H004♥VV0♦00



*Replace the symbols to complete the code

Control gear

HF E

DALI H

Emergency

No EM 0

EM 3h (K3) ^{1 2} 3

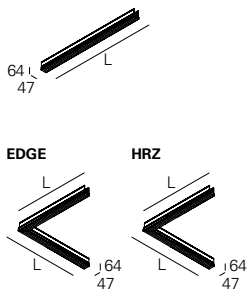
Colour temp.

3000K 3

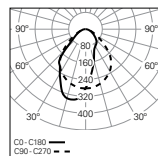
4000K 0

Tunable White ³ T

INNER PROFILE | ASYMMETRIC



ASYM - Diffuser



W	lm output	lm/W	Lmm	CODE*	
16	1396	87	562	90500L002♥VV0♦00	
23	2095	91	842	90500L003♥VV0♦00	
29	2793	96	1122	90500L004♥VV♦♦00	
36	3491	97	1402	90500L005♥VV♦♦00	
44	4189	95	1682	90500L006♥VV♦♦00	
52	4888	94	1964	90500L007♥VV♦♦00	
58	5586	96	2244	90500L008♥VV♦♦00	
65	6284	97	2524	90500L009♥VV♦♦00	
73	6982	96	2804	90500L010♥VV♦♦00	
<hr/>					
EDGE	29	2793	96	599	90500E004♥VV0♦00
HRZ	29	2793	96	577	90500H004♥VV0♦00

¹ Prepared for emergency remote control.

² Versions DALI + EM 3h (K3) only available from L1402 mm.

³ Only available on dimmable DALI versions without emergency unit (No EM). Not available in L562 mm version.

03. Select options

OPTIONS	Code*
SwitchDIM Tunable White • Each SwitchDIM Tunable White allows the control up to 20 luminaires of L ≤ 1682 mm and up to 10 luminaires of L ≥ 1964 mm.	926600
Start kit - end cap start/end • 2 end caps included.	72 50 3 923100♣
Through-wiring • Standard 3 x 1,5 mm ² 5 x 1,5 mm ²	945650 945750
• 2 x 1,5 mm² HF+K3 (x1) - L562 - L1682 mm HF+K3 (x2) - L1964 - L2804 mm	948000 948001
• 2 x 1,5 mm² + 5P terminal block DALI+K3 (x1) - L562 - L1682 mm DALI+K3 (x2) - L1964 - L2804 mm	948200 948201
• 2 x 1,5 mm² + 2 x 0,75 mm² + 5P terminal block K3+TEL (x1) - L562 - L1682 mm K3+TEL (x2) - L1964 - L2804 mm	948100 948101
Body connector kit • Steel body connector, screws included.	932130
Blank part L1500 mm L3000 mm • Includes inner profile and aluminium blank cover.	992980♣ 992981♣
Steel safety cable L1500 mm	955000
Low Output version • Under request.	
Bespoke projects • Under request.	



*Replace the symbols to complete the code

Colour	♣
□ White	W
■ Grey	G
■ Black	B



Product details



Outer profile



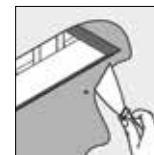
Inner profile symmetric



Inner profile asymmetric



Light uniformity




Trimless recessed mounting kit



Clip-in diffuser



Vertical corner



Horizontal corner



Trimless application



bGLARE diffuser



bLINE diffuser



ASYM diffuser



SwitchDIM Tunable White



Start kit