


REBA 65 /T Line



Product characteristics

Body

Extruded aluminium profile

Finish

Powder coated

Fixing system

Trimless recessed mounting kit

Optical system

bGLARE - Microprismatic diffuser

bLINE - Opal diffuser

ASYM - Asymmetric diffuser

Light source

LED, RG1, CRI>80, MacAdam Step ≤ 3

LED lifetime

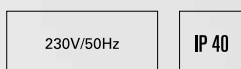

80.000h @ L90, B10, Ta 25°C

Control gear

LED driver 220-240V-50/60Hz included

Ceiling thickness

For ceilings between 10, 13, 15 and 18 mm

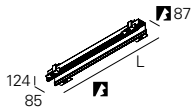


01. Select Outer Profile



OUTER PROFILE

Start / End (SRT/END)

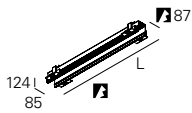


Lmm		CODE*
580	581	90511L0020▲0083
860	861	90511L0030▲0083
1140	1141	90511L0040▲0083
1420	1421	90511L0050▲0083
1700	1701	90511L0060▲0083
1982	1983	90511L0070▲0083
2262	2263	90511L0080▲0083
2542	2543	90511L0090▲0083
2822	2823	90511L0100▲0083

*Replace the symbols to complete the code

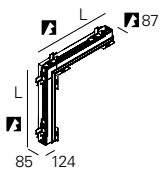
Colour	
<input type="checkbox"/> White	W
<input type="checkbox"/> Grey	G
<input type="checkbox"/> Black	B

Middle (MID)



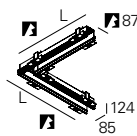
Lmm		CODE*
562	562	90511L0020▲0000
842	842	90511L0030▲0000
1122	1122	90511L0040▲0000
1402	1402	90511L0050▲0000
1682	1682	90511L0060▲0000
1964	1964	90511L0070▲0000
2244	2244	90511L0080▲0000
2524	2524	90511L0090▲0000
2804	2804	90511L0100▲0000

Vertical corner (VRT)



Lmm		CODE*
559	524	90511V0040▲0000

Horizontal corner (HRZ) - Horizontal edge corner (EDGE)



Lmm		CODE*
618	619	90511H0040▲0000

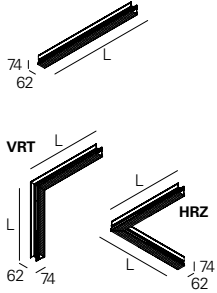
OUTER PROFILE

- To complete the product add the inner profile. Please order separately.
- To complete the line add the start kit, through-wiring and body connector kit. Please order separately.
- The maximum line length with 1 single feeding point is 30000 mm.

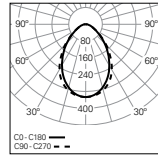
02. Select Inner and Outer Profile



INNER PROFILE | SYMMETRIC

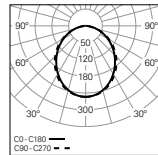


bGLARE - Microprismatic diffuser

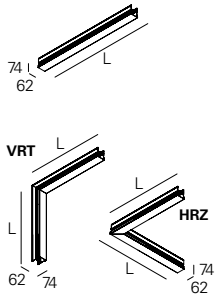


W	lm output	lm/W	Lmm	CODE*	
15	1577	105	562	90502L002▼W0◆00	
22	2366	108	842	90502L003▼W0◆00	
30	3155	105	1122	90502L004▼W◆◆00	
35	3944	113	1402	90502L005▼W◆◆00	
42	4732	113	1682	90502L006▼W◆◆00	
52	5521	106	1964	90502L007▼W◆◆00	
60	6310	105	2244	90502L008▼W◆◆00	
65	7099	109	2524	90502L009▼W◆◆00	
70	7887	113	2804	90502L010▼W◆◆00	
<hr/>					
VRT	30	3155	105	606	90502V004▼W0◆00
HRZ	30	3155	105	608	90502H004▼W0◆00

bLINE - Opal diffuser



W	lm output	lm/W	Lmm	CODE*	
15	1681	112	562	90501L002▼W0◆00	
22	2521	115	842	90501L003▼W0◆00	
30	3362	112	1122	90501L004▼W◆◆00	
35	4202	120	1402	90501L005▼W◆◆00	
42	5043	120	1682	90501L006▼W◆◆00	
52	5883	113	1964	90501L007▼W◆◆00	
60	6724	112	2244	90501L008▼W◆◆00	
65	7564	116	2524	90501L009▼W◆◆00	
70	8405	120	2804	90501L010▼W◆◆00	
<hr/>					
VRT	30	3362	112	606	90501V004▼W0◆00
HRZ	30	3362	112	608	90501H004▼W0◆00



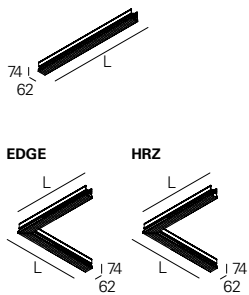
*Replace the symbols to complete the code

Control gear	
HF	E
DALI	H

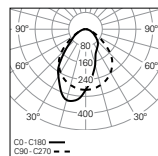
Emergency	
No EM	0
EM 3h (K3) ^{1 2}	3

Colour temp.	
3000K	3
4000K	0
Tunable White ³	T

INNER PROFILE | ASYMMETRIC



ASYM - Diffuser




W	lm output	lm/W	Lmm	CODE*	
16	1474	92	562	90504L002▼W0◆00	
23	2211	96	842	90504L003▼W0◆00	
29	2948	102	1122	90504L004▼W◆◆00	
36	3685	102	1402	90504L005▼W◆◆00	
44	4422	101	1682	90504L006▼W◆◆00	
52	5159	99	1964	90504L007▼W◆◆00	
58	5896	102	2244	90504L008▼W◆◆00	
65	6633	102	2524	90504L009▼W◆◆00	
73	7370	101	2804	90504L010▼W◆◆00	
<hr/>					
EDGE	29	2948	102	606	90504E004▼W0◆00
HRZ	29	2948	102	608	90504H004▼W0◆00

¹ Prepared for emergency remote control.

² Versions DALI + EM 3h (K3) only available from L1402 mm.

³ Only available on dimmable DALI versions without emergency unit (No EM). Not available in L562 mm version.

03. Select options

OPTIONS	Code*
SwitchDIM Tunable White • Each SwitchDIM Tunable White allows the control up to 20 luminaires of L ≤ 1682 mm and up to 10 luminaires of L ≥ 1964 mm.	926600
Start kit - end cap start/end • 2 end caps included.	82  923500♣ 65 3
Through-wiring • Standard 3 x 1,5 mm ² 5 x 1,5 mm ²	945650 945750
• 2 x 1,5 mm² HF+K3 (x1) - L562 - L1682 mm HF+K3 (x2) - L1964 - L2804 mm	948000 948001
• 2 x 1,5 mm² + 5P terminal block DALI+K3 (x1) - L562 - L1682 mm DALI+K3 (x2) - L1964 - L2804 mm	948200 948201
• 2 x 1,5 mm² + 2 x 0,75 mm² + 5P terminal block K3+TEL (x1) - L562 - L1682 mm K3+TEL (x2) - L1964 - L2804 mm	948100 948101
Body connector kit • Steel body connector, screws included.	932220
Blank part L1500 mm L3000 mm • Includes inner profile and aluminium blank cover.	993060♣ 993061♣
Steel safety cable L1500 mm	955000
Low Output version • Under request.	
Bespoke projects • Under request.	



*Replace the symbols to complete the code

Colour	♣
<input type="checkbox"/> White	W
<input type="checkbox"/> Grey	G
<input type="checkbox"/> Black	B



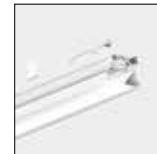
Product details



Outer profile



Inner profile symmetric




Inner profile asymmetric



Light uniformity




Trimless recessed mounting kit



Clip-in diffuser



Vertical corner



Horizontal corner



Trimless application



bGLARE diffuser



bLINE diffuser



ASYM diffuser



SwitchDIM Tunable White



Start kit