

Luminaire

Code 90590L115
Name ROFY 60 D/I D1150 LIGHT+ K3 840 LO

Measurem.

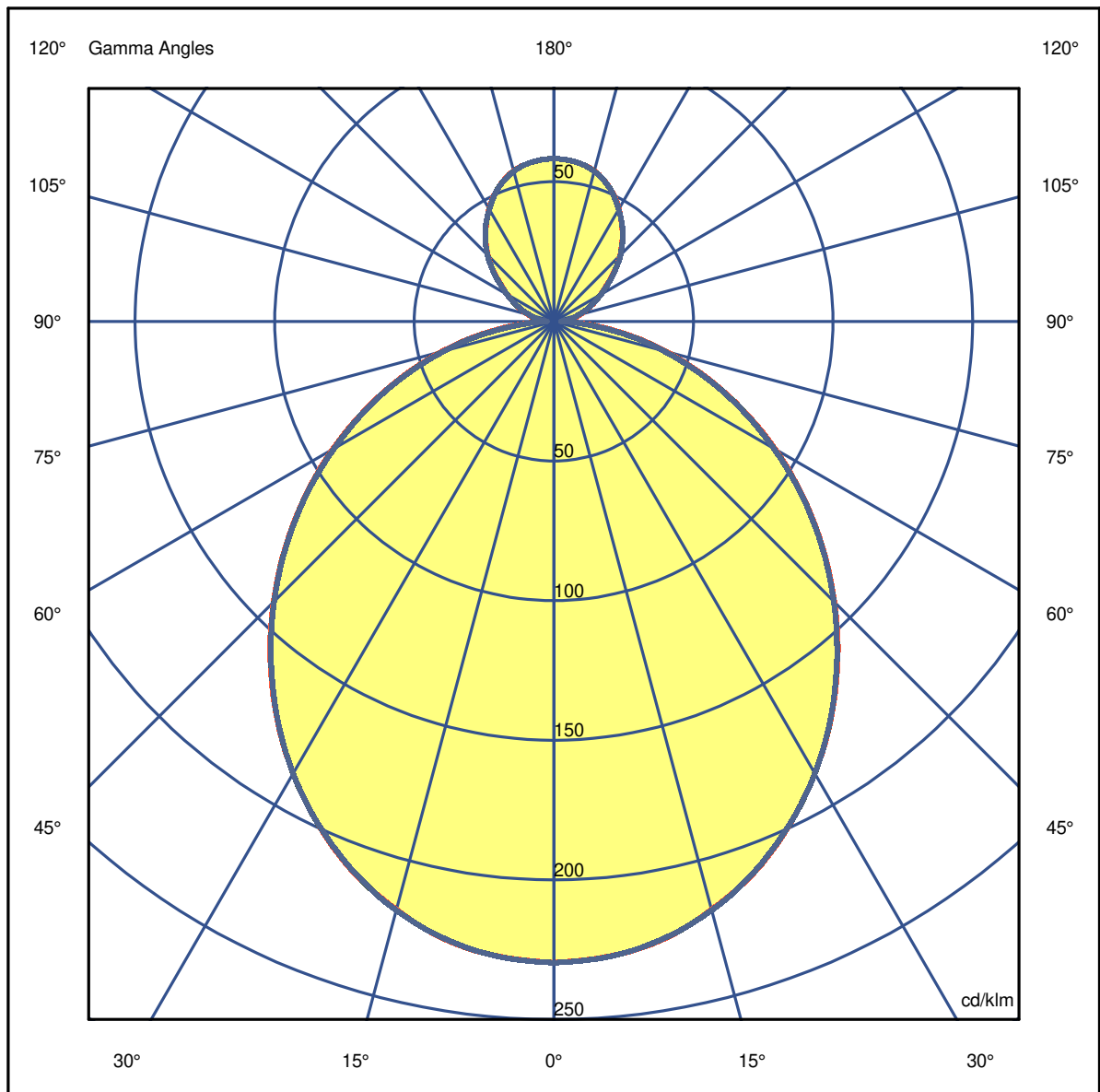
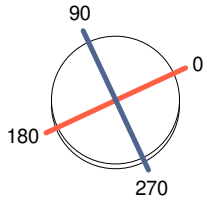
Code 4/8/2023
Name ROFY 60 D/I D1150 LIGHT+ K3 840 LO

Luminaire Flux	16522 lm	Luminaire Power	113.9 W	Efficacy	145.018 lm/W	Efficiency	76.86%
Source Flux	21496 lm	Maximum value	229.60 cd/klm	Position	C=0.00 G=0.00	CG	Double Symmetrical

Diam=1150mm

C Halfplanes

180.0 ———— 0.0
270.0 ———— 90.0



Luminaire

Code 90590L115
Name ROFY 60 D/I D1150 LIGHT+ K3 840 LO

Measurem.

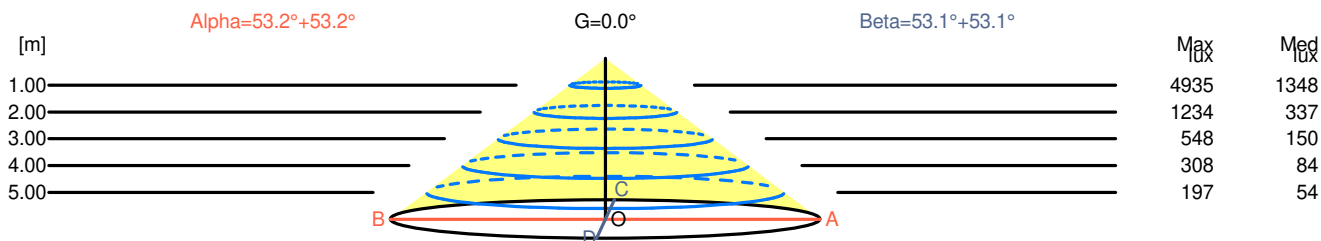
Code 4/8/2023
Name ROFY 60 D/I D1150 LIGHT+ K3 840 LO

Luminaire Flux	16522 lm	Luminaire Power	113.9 W	Efficacy	145.018 lm/W	Efficiency	76.86%
Source Flux	21496 lm	Maximum value	229.60 cd/klm	Position	C=0.00 G=0.00	CG	Double Symmetrical

Width at 50.00 % of Max Intensity

H[m]	1.00	2.00	3.00	4.00	5.00	H[m]	1.00	2.00	3.00	4.00	5.00
OA	1.34	2.67	4.01	5.34	6.68	OC	1.33	2.66	3.99	5.33	6.66
OB	1.34	2.67	4.01	5.34	6.68	OD	1.33	2.66	3.99	5.33	6.66

	Luminous Intensities [cd/klm]									
	0	5	15	25	35	45	55	65	75	85
OA	4935.48	4905.39	4688.28	4282.00	3720.96	3054.58	2334.47	1599.30	889.93	266.55
OB	4935.48	4905.39	4688.28	4282.00	3720.96	3054.58	2334.47	1599.30	889.93	266.55
OC	4935.48	4907.54	4692.58	4279.85	3716.66	3048.13	2328.02	1586.40	874.89	232.16
OD	4935.48	4907.54	4692.58	4279.85	3716.66	3048.13	2328.02	1586.40	874.89	232.16



H[m]	D[m]	Max lux	Med lux	Alpha=53.2°+53.2°	G=0.0	
1.00	2.67	4935	1348			
2.00	5.34	1234	337			
3.00	8.01	548	150			
4.00	10.68	308	84			
5.00	13.35	197	54			

H[m]	D[m]	Max lux	Med lux	Beta=53.1°+53.1°	G=0.0	
1.00	2.66	4935	1348			
2.00	5.33	1234	337			
3.00	7.99	548	150			
4.00	10.65	308	84			
5.00	13.32	197	54			

Luminaire

Code 90590L115
Name ROFY 60 D/I D1150 LIGHT+ K3 840 LO

Measurment

Code 4/8/2023
Name ROFY 60 D/I D1150 LIGHT+ K3 840 LO

Luminaire Flux	16522 lm	Luminaire Power	113.9 W	Efficacy	145.018 lm/W	Efficiency	76.86%
Source Flux	21496 lm	Maximum value	229.60 cd/klm	Position	C=0.00 G=0.00	CG	Double Symmetrical

UGR
S = 0.250

Reflectancies										
Ceiling/Cavity	0.7	0.7	0.5	0.5	0.3	0.7	0.7	0.5	0.5	0.3
Walls	0.5	0.3	0.5	0.3	0.3	0.5	0.3	0.5	0.3	0.3
Working Plane	0.2	0.2	0.2	0.2	0.2	0.2	0.2	0.2	0.2	0.2

Room Dimensions	Lateral View					Viewed Endwise				
x=2H y=2H	15.8	16.9	16.4	17.4	18.0	15.8	16.9	16.3	17.4	18.0
x=2H y=3H	17.2	18.2	17.8	18.7	19.4	17.1	18.1	17.7	18.7	19.3
x=2H y=4H	17.7	18.7	18.4	19.2	19.9	17.7	18.6	18.3	19.2	19.9
x=2H y=6H	18.1	19.0	18.8	19.6	20.3	18.1	18.9	18.7	19.5	20.2
x=2H y=8H	18.3	19.0	18.9	19.7	20.4	18.2	18.9	18.8	19.6	20.3
x=2H y=12H	18.3	19.1	18.9	19.7	20.4	18.2	19.0	18.8	19.6	20.3
x=4H y=2H	16.3	17.3	17.0	17.8	18.5	16.3	17.2	16.9	17.8	18.5
x=4H y=3H	17.9	18.7	18.6	19.3	20.0	17.9	18.7	18.5	19.3	20.0
x=4H y=4H	18.6	19.3	19.3	19.9	20.7	18.5	19.2	19.2	19.9	20.6
x=4H y=6H	19.1	19.7	19.8	20.3	21.1	19.0	19.6	19.7	20.3	21.1
x=4H y=8H	19.3	19.8	20.0	20.5	21.3	19.2	19.7	19.9	20.4	21.2
x=4H y=12H	19.3	19.8	20.1	20.5	21.4	19.2	19.7	19.9	20.4	21.2
x=8H y=4H	18.8	19.4	19.5	20.0	20.8	18.8	19.3	19.5	20.0	20.8
x=8H y=6H	19.4	19.9	20.1	20.6	21.4	19.3	19.8	20.1	20.5	21.3
x=8H y=8H	19.7	20.0	20.4	20.8	21.6	19.5	19.9	20.3	20.7	21.5
x=8H y=12H	19.8	20.1	20.6	20.9	21.8	19.7	20.0	20.4	20.7	21.6
x=12H y=4H	18.8	19.3	19.5	20.0	20.8	18.7	19.2	19.5	19.9	20.8
x=12H y=6H	19.5	19.8	20.2	20.6	21.4	19.4	19.8	20.1	20.5	21.4
x=12H y=8H	19.7	20.0	20.5	20.8	21.7	19.6	19.9	20.4	20.7	21.6

Luminaire

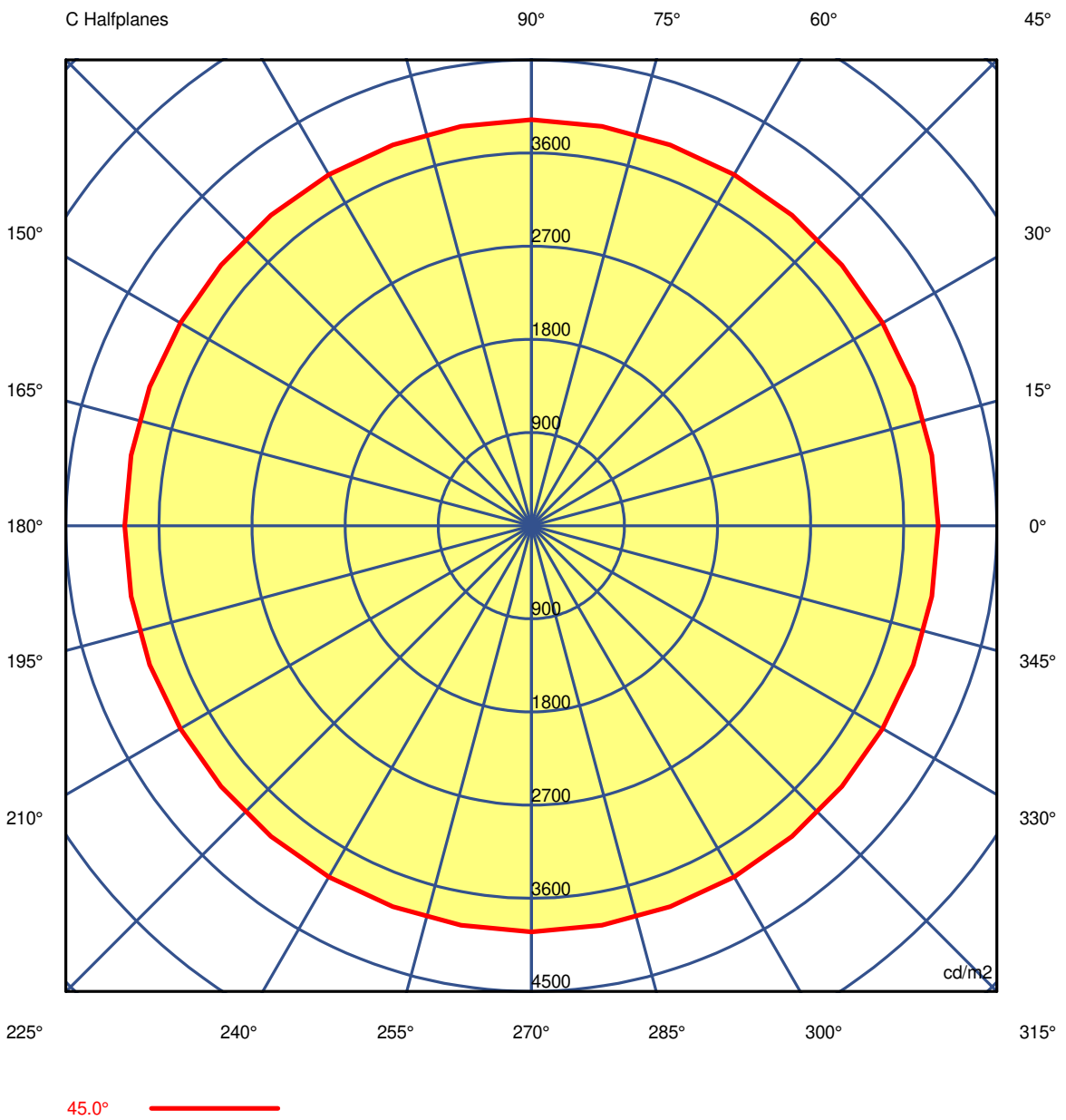
Code 90590L115
Name ROFY 60 D/I D1150 LIGHT+ K3 840 LO

Measur.

Code 4/8/2023
Name ROFY 60 D/I D1150 LIGHT+ K3 840 LO

Luminaire Flux	16522 lm	Luminaire Power	113.9 W	Efficacy	145.018 lm/W	Efficiency	76.86%
Source Flux	21496 lm	Maximum value	229.60 cd/klm	Position	C=0.00 G=0.00	CG	Double Symmetrical

Luminance



Luminaire

Code 90590L115
Name ROFY 60 D/I D1150 LIGHT+ K3 840 LO

Measurement

Code 4/8/2023
Name ROFY 60 D/I D1150 LIGHT+ K3 840 LO

Luminaire Flux	16522 lm	Luminaire Power	113.9 W	Efficacy	145.018 lm/W	Efficiency	76.86%
Source Flux	21496 lm	Maximum value	229.60 cd/klm	Position	C=0.00 G=0.00	CG	Double Symmetrical

Luminance cd/m2 Table 1/3

	C 0.00	C 10.00	C 20.00	C 30.00	C 40.00	C 50.00	C 60.00	C 70.00	C 80.00	C 90.00	C 100.00	C 110.00	C 120.00
G 0.0	4921	4921	4921	4921	4921	4921	4921	4921	4921	4921	4921	4921	4921
G 5.0	4869	4871	4872	4873	4874	4872	4871	4874	4875	4871	4875	4874	4871
G 10.0	4809	4809	4809	4809	4807	4804	4803	4803	4803	4805	4803	4803	4803
G 15.0	4719	4721	4725	4727	4723	4721	4723	4723	4723	4723	4723	4723	4723
G 20.0	4627	4625	4624	4624	4622	4619	4618	4619	4621	4622	4621	4619	4618
G 25.0	4510	4510	4509	4507	4506	4505	4505	4505	4506	4507	4506	4505	4505
G 30.0	4383	4386	4385	4381	4376	4374	4376	4376	4378	4383	4378	4376	4376
G 35.0	4245	4243	4242	4242	4239	4236	4235	4233	4234	4240	4234	4233	4235
G 40.0	4095	4095	4094	4089	4082	4079	4079	4079	4080	4084	4080	4079	4079
G 45.0	3931	3931	3928	3920	3918	3917	3917	3917	3918	3923	3918	3917	3917
G 50.0	3756	3752	3749	3747	3746	3742	3738	3739	3743	3747	3743	3739	3738
G 55.0	3570	3570	3566	3557	3551	3550	3550	3547	3550	3560	3550	3547	3550
G 60.0	3364	3364	3361	3350	3341	3337	3335	3334	3337	3342	3337	3334	3335
G 65.0	3130	3125	3120	3114	3105	3097	3093	3094	3099	3105	3099	3094	3093
G 70.0	2858	2855	2850	2838	2820	2813	2813	2813	2818	2833	2818	2813	2813
G 75.0	2526	2513	2503	2495	2488	2476	2465	2467	2475	2483	2475	2467	2465
G 80.0	2104	2088	2072	2056	2040	2024	2008	1994	1994	2008	1994	1994	2008
G 85.0	1456	1440	1425	1397	1343	1293	1268	1268	1268	1268	1268	1268	1268
G 90.0	850	850	837	806	792	766	716	669	632	604	632	669	716

Luminaire

Code 90590L115
Name ROFY 60 D/I D1150 LIGHT+ K3 840 LO

Measurement

Code 4/8/2023
Name ROFY 60 D/I D1150 LIGHT+ K3 840 LO

Luminaire Flux	16522 lm	Luminaire Power	113.9 W	Efficacy	145.018 lm/W	Efficiency	76.86%
Source Flux	21496 lm	Maximum value	229.60 cd/klm	Position	C=0.00 G=0.00	CG	Double Symmetrical

Luminance cd/m2 Table 2/3

	C 130.00	C 140.00	C 150.00	C 160.00	C 170.00	C 180.00	C 190.00	C 200.00	C 210.00	C 220.00	C 230.00	C 240.00	C 250.00
G 0.0	4921	4921	4921	4921	4921	4921	4921	4921	4921	4921	4921	4921	4921
G 5.0	4872	4874	4873	4872	4871	4869	4871	4872	4873	4874	4872	4871	4874
G 10.0	4804	4807	4809	4809	4809	4809	4809	4809	4809	4807	4804	4803	4803
G 15.0	4721	4723	4727	4725	4721	4719	4721	4725	4727	4723	4721	4723	4723
G 20.0	4619	4622	4624	4624	4625	4627	4625	4624	4624	4622	4619	4618	4619
G 25.0	4505	4506	4507	4509	4510	4510	4510	4509	4507	4506	4505	4505	4505
G 30.0	4374	4376	4381	4385	4386	4383	4386	4385	4381	4376	4374	4376	4376
G 35.0	4236	4239	4242	4242	4243	4245	4243	4242	4242	4239	4236	4235	4233
G 40.0	4079	4082	4089	4094	4095	4095	4095	4094	4089	4082	4079	4079	4079
G 45.0	3917	3918	3920	3928	3931	3931	3931	3928	3920	3918	3917	3917	3917
G 50.0	3742	3746	3747	3749	3752	3756	3752	3749	3747	3746	3742	3738	3739
G 55.0	3550	3551	3557	3566	3570	3570	3570	3566	3557	3551	3550	3550	3547
G 60.0	3337	3341	3350	3361	3364	3364	3364	3361	3350	3341	3337	3335	3334
G 65.0	3097	3105	3114	3120	3125	3130	3125	3120	3114	3105	3097	3093	3094
G 70.0	2813	2820	2838	2850	2855	2858	2855	2850	2838	2820	2813	2813	2813
G 75.0	2476	2488	2495	2503	2513	2526	2513	2503	2495	2488	2476	2465	2467
G 80.0	2024	2040	2056	2072	2088	2104	2088	2072	2056	2040	2024	2008	1994
G 85.0	1293	1343	1397	1425	1440	1456	1440	1425	1397	1343	1293	1268	1268
G 90.0	766	792	806	837	850	850	850	837	806	792	766	716	669

Luminaire

Code 90590L115
Name ROFY 60 D/I D1150 LIGHT+ K3 840 LO

Measurem.

Code 4/8/2023
Name ROFY 60 D/I D1150 LIGHT+ K3 840 LO

Luminaire Flux	16522 lm	Luminaire Power	113.9 W	Efficacy	145.018 lm/W	Efficiency	76.86%
Source Flux	21496 lm	Maximum value	229.60 cd/klm	Position	C=0.00 G=0.00	CG	Double Symmetrical

Luminance cd/m2 Table 3/3

	C 260.00	C 270.00	C 280.00	C 290.00	C 300.00	C 310.00	C 320.00	C 330.00	C 340.00	C 350.00
G 0.0	4921	4921	4921	4921	4921	4921	4921	4921	4921	4921
G 5.0	4875	4871	4875	4874	4871	4872	4874	4873	4872	4871
G 10.0	4803	4805	4803	4803	4803	4804	4807	4809	4809	4809
G 15.0	4723	4723	4723	4723	4723	4721	4723	4727	4725	4721
G 20.0	4621	4622	4621	4619	4618	4619	4622	4624	4624	4625
G 25.0	4506	4507	4506	4505	4505	4505	4506	4507	4509	4510
G 30.0	4378	4383	4378	4376	4376	4374	4376	4381	4385	4386
G 35.0	4234	4240	4234	4233	4235	4236	4239	4242	4242	4243
G 40.0	4080	4084	4080	4079	4079	4079	4082	4089	4094	4095
G 45.0	3918	3923	3918	3917	3917	3917	3918	3920	3928	3931
G 50.0	3743	3747	3743	3739	3738	3742	3746	3747	3749	3752
G 55.0	3550	3560	3550	3547	3550	3550	3551	3557	3566	3570
G 60.0	3337	3342	3337	3334	3335	3337	3341	3350	3361	3364
G 65.0	3099	3105	3099	3094	3093	3097	3105	3114	3120	3125
G 70.0	2818	2833	2818	2813	2813	2813	2820	2838	2850	2855
G 75.0	2475	2483	2475	2467	2465	2476	2488	2495	2503	2513
G 80.0	1994	2008	1994	1994	2008	2024	2040	2056	2072	2088
G 85.0	1268	1268	1268	1268	1268	1293	1343	1397	1425	1440
G 90.0	632	604	632	689	716	766	792	806	837	850