

**Luminaire**

Code 90592L600  
 Name ROFY 60 /T D/I D0600 GCONTROL+ K3 830 LO

**Measurem.**

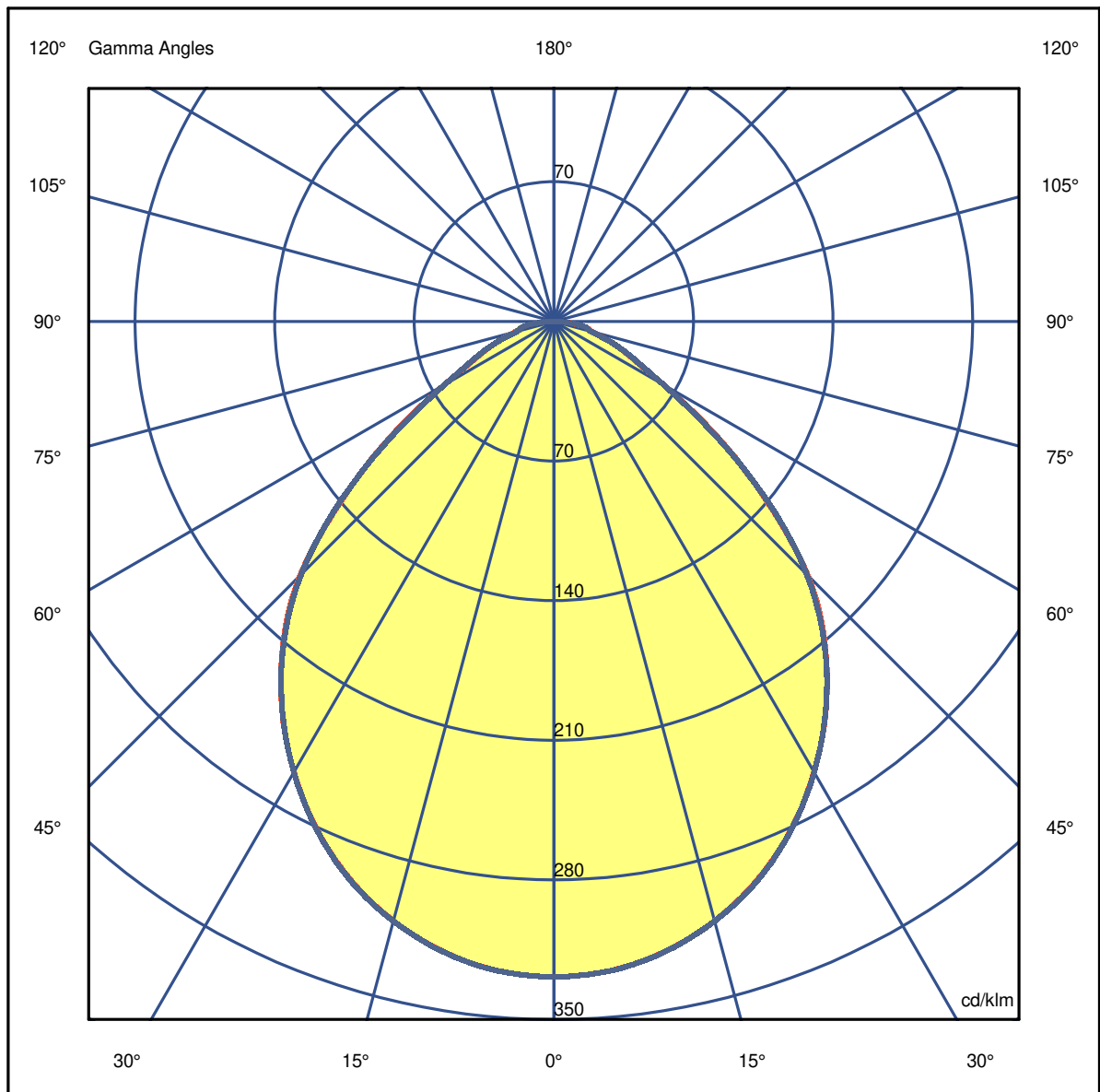
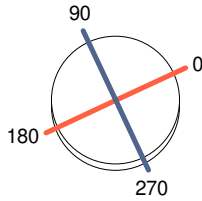
Code 4/8/2023  
 Name ROFY 60 /T D/I D0600 GCONTROL+ K3 830 LO

Luminaire Flux	5027 lm	Luminaire Power	43.3 W	Efficacy	116.203 lm/W	Efficiency	70.25%
Source Flux	7156 lm	Maximum value	328.70 cd/klm	Position	C=0.00 G=0.00	CG	Double Symmetrical

Diam=718mm

C Halfplanes

180.0 ———— 0.0  
 270.0 ———— 90.0



**Luminaire**

Code 90592L600  
Name ROFY 60 /T D/I D0600 GCONTROL+ K3 830 LO

**Measurem.**

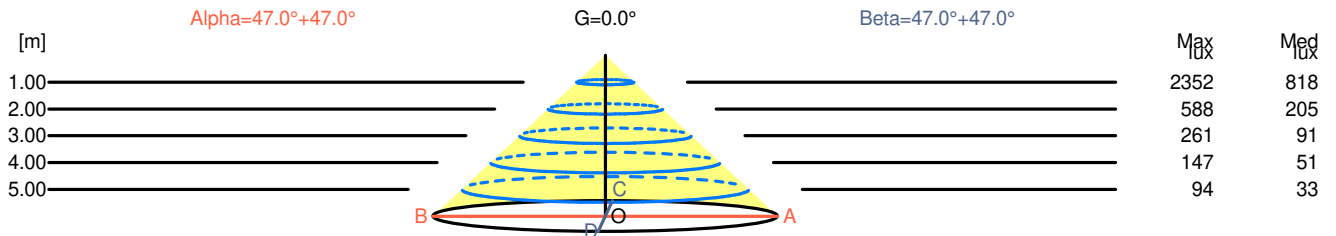
Code 4/8/2023  
Name ROFY 60 /T D/I D0600 GCONTROL+ K3 830 LO

Luminaire Flux	5027 lm	Luminaire Power	43.3 W	Efficacy	116.203 lm/W	Efficiency	70.25%
Source Flux	7156 lm	Maximum value	328.70 cd/klm	Position	C=0.00 G=0.00	CG	Double Symmetrical

Width at 50.00 % of Max Intensity

H[m]	1.00	2.00	3.00	4.00	5.00	H[m]	1.00	2.00	3.00	4.00	5.00
OA	1.07	2.14	3.21	4.28	5.35	OC	1.07	2.14	3.21	4.28	5.35
OB	1.07	2.14	3.21	4.28	5.35	OD	1.07	2.14	3.21	4.28	5.35

	Luminous Intensities [ cd/klm]									
	0	5	15	25	35	45	55	65	75	85
OA	2352.18	2337.87	2226.23	2012.27	1701.70	1288.08	707.01	307.71	143.12	58.68
OB	2352.18	2337.87	2226.23	2012.27	1701.70	1288.08	707.01	307.71	143.12	58.68
OC	2352.18	2337.87	2226.95	2012.98	1700.27	1282.36	696.99	314.15	137.40	56.53
OD	2352.18	2337.87	2226.95	2012.98	1700.27	1282.36	696.99	314.15	137.40	56.53



H[m]	D[m]	Max lux	Med lux	Alpha=47.0°+47.0°	G=0.0	
1.00	2.14	2352	818			
2.00	4.28	588	205			
3.00	6.43	261	91			
4.00	8.57	147	51			
5.00	10.71	94	33			

H[m]	D[m]	Max lux	Med lux	Beta=47.0°+47.0°	G=0.0	
1.00	2.14	2352	818			
2.00	4.28	588	205			
3.00	6.42	261	91			
4.00	8.57	147	51			
5.00	10.71	94	33			

**Luminaire**

Code 90592L600  
Name ROFY 60 /T D/I D0600 GCONTROL+ K3 830 LO

**Measurem.**

Code 4/8/2023  
Name ROFY 60 /T D/I D0600 GCONTROL+ K3 830 LO

Luminaire Flux	5027 lm	Luminaire Power	43.3 W	Efficacy	116.203 lm/W	Efficiency	70.25%
Source Flux	7156 lm	Maximum value	328.70 cd/klm	Position	C=0.00 G=0.00	CG	Double Symmetrical

**UGR**  
S = 0.250

Reflectancies										
Ceiling/Cavity	0.7	0.7	0.5	0.5	0.3	0.7	0.7	0.5	0.5	0.3
Walls	0.5	0.3	0.5	0.3	0.3	0.5	0.3	0.5	0.3	0.3
Working Plane	0.2	0.2	0.2	0.2	0.2	0.2	0.2	0.2	0.2	0.2
Room Dimensions	Lateral View					Viewed Endwise				
x=2H y=2H	15.2	16.3	15.5	16.6	16.8	15.2	16.3	15.5	16.6	16.8
x=2H y=3H	15.7	16.8	16.0	17.0	17.3	15.7	16.8	16.0	17.0	17.3
x=2H y=4H	15.9	16.9	16.2	17.2	17.4	15.9	16.9	16.2	17.1	17.4
x=2H y=6H	16.0	16.9	16.4	17.2	17.5	16.0	16.9	16.4	17.2	17.5
x=2H y=8H	16.1	16.9	16.4	17.2	17.5	16.1	16.9	16.4	17.2	17.5
x=2H y=12H	16.1	16.9	16.5	17.2	17.6	16.1	16.9	16.5	17.2	17.6
x=4H y=2H	15.4	16.4	15.7	16.7	16.9	15.4	16.4	15.7	16.7	16.9
x=4H y=3H	16.1	16.9	16.5	17.3	17.6	16.1	16.9	16.5	17.3	17.6
x=4H y=4H	16.4	17.1	16.8	17.5	17.8	16.4	17.1	16.8	17.5	17.8
x=4H y=6H	16.6	17.3	17.0	17.6	18.0	16.6	17.3	17.0	17.6	18.0
x=4H y=8H	16.7	17.3	17.2	17.7	18.1	16.7	17.3	17.2	17.7	18.1
x=4H y=12H	16.8	17.3	17.2	17.7	18.1	16.8	17.3	17.2	17.7	18.1
x=8H y=4H	16.5	17.0	16.9	17.4	17.9	16.5	17.0	16.9	17.4	17.8
x=8H y=6H	16.8	17.3	17.2	17.7	18.1	16.8	17.3	17.2	17.7	18.1
x=8H y=8H	16.9	17.3	17.4	17.8	18.3	16.9	17.3	17.4	17.8	18.3
x=8H y=12H	17.0	17.4	17.5	17.8	18.3	17.0	17.4	17.5	17.8	18.3
x=12H y=4H	16.5	17.0	16.9	17.4	17.8	16.5	17.0	16.9	17.4	17.8
x=12H y=6H	16.8	17.2	17.3	17.7	18.1	16.8	17.2	17.3	17.7	18.1
x=12H y=8H	17.0	17.3	17.5	17.8	18.3	17.0	17.3	17.5	17.8	18.3

**Luminaire**

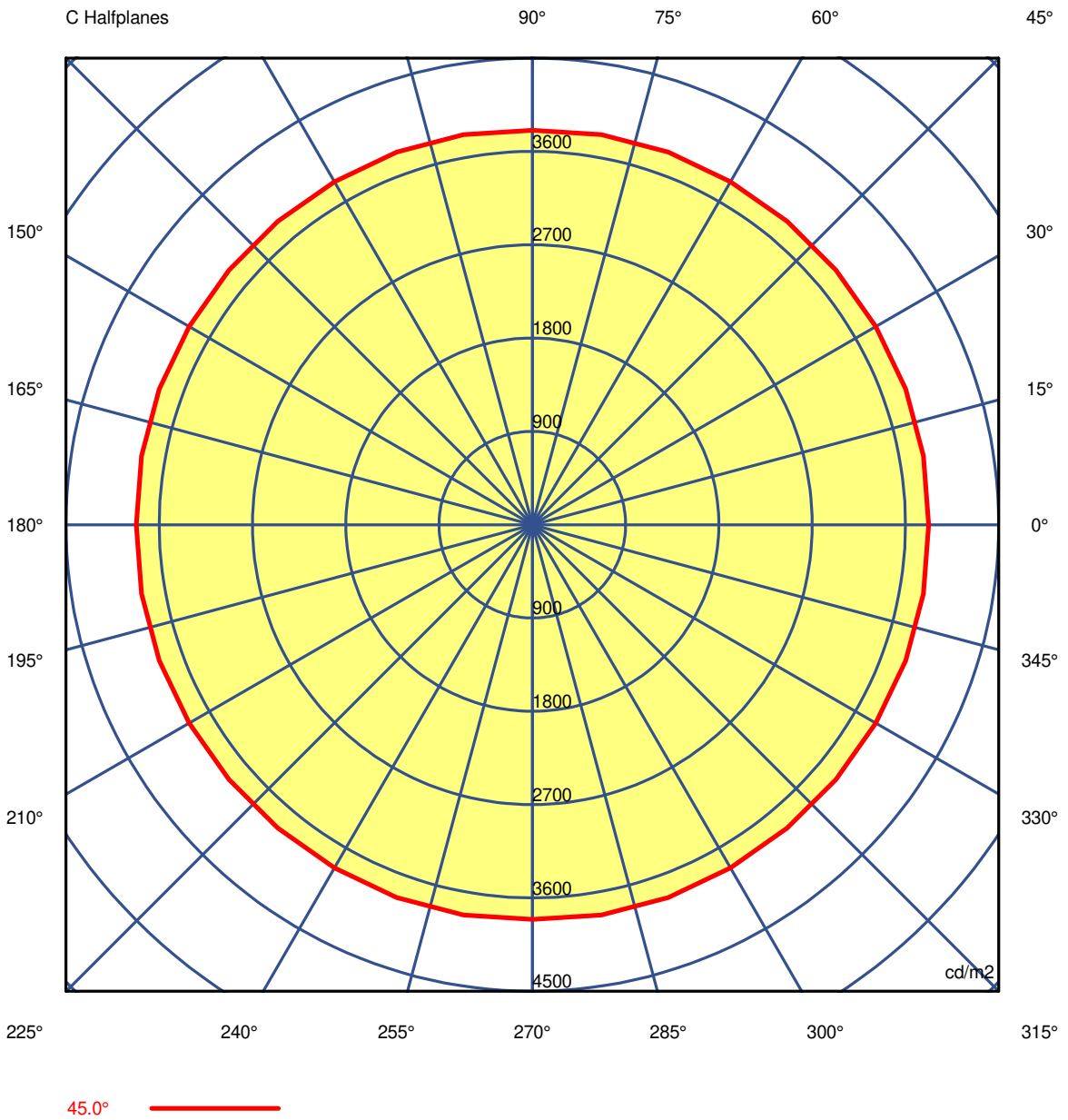
Code 90592L600  
Name ROFY 60 /T D/I D0600 GCONTROL+ K3 830 LO

**Measurem.**

Code 4/8/2023  
Name ROFY 60 /T D/I D0600 GCONTROL+ K3 830 LO

Luminaire Flux	5027 lm	Luminaire Power	43.3 W	Efficacy	116.203 lm/W	Efficiency	70.25%
Source Flux	7156 lm	Maximum value	328.70 cd/klm	Position	C=0.00 G=0.00	CG Double Symmetrical	

Luminance



**Luminaire**

Code 90592L600  
Name ROFY 60 /T D/I D0600 GCONTROL+ K3 830 LO

**Measurement**

Code 4/8/2023  
Name ROFY 60 /T D/I D0600 GCONTROL+ K3 830 LO

Luminaire Flux	5027 lm	Luminaire Power	43.3 W	Efficacy	116.203 lm/W	Efficiency	70.25%
Source Flux	7156 lm	Maximum value	328.70 cd/klm	Position	C=0.00 G=0.00	CG	Double Symmetrical

**Luminance cd/m2 Table 1/3**

	C 0.00	C 10.00	C 20.00	C 30.00	C 40.00	C 50.00	C 60.00	C 70.00	C 80.00	C 90.00	C 100.00	C 110.00	C 120.00
G 0.0	6112	6112	6112	6112	6112	6112	6112	6112	6112	6112	6112	6112	6112
G 5.0	5973	5973	5973	5973	5973	5973	5973	5975	5975	5973	5975	5975	5973
G 10.0	5811	5810	5809	5809	5810	5812	5813	5812	5811	5813	5811	5812	5813
G 15.0	5629	5628	5627	5628	5629	5630	5631	5631	5631	5631	5631	5631	5631
G 20.0	5426	5426	5426	5426	5427	5429	5430	5431	5432	5432	5432	5431	5430
G 25.0	5192	5192	5194	5196	5194	5192	5194	5197	5197	5194	5197	5197	5194
G 30.0	4924	4932	4935	4932	4927	4928	4934	4935	4931	4924	4931	4935	4934
G 35.0	4626	4629	4631	4630	4622	4622	4630	4630	4626	4622	4626	4630	4630
G 40.0	4276	4273	4272	4272	4274	4273	4270	4273	4274	4268	4274	4273	4270
G 45.0	3823	3832	3832	3825	3821	3820	3823	3827	3822	3806	3822	3827	3823
G 50.0	3120	3081	3064	3084	3128	3117	3064	3061	3094	3138	3094	3061	3064
G 55.0	2390	2291	2254	2303	2395	2363	2247	2255	2313	2356	2313	2255	2247
G 60.0	1661	1741	1774	1740	1670	1687	1766	1766	1716	1661	1716	1766	1766
G 65.0	1252	1415	1497	1444	1293	1317	1491	1509	1411	1278	1411	1509	1491
G 70.0	1012	1105	1172	1160	1043	1026	1127	1161	1107	1002	1107	1161	1127
G 75.0	761	830	882	871	772	764	859	895	841	730	841	895	859
G 80.0	733	716	709	715	728	723	706	706	716	729	716	706	706
G 85.0	470	445	430	435	460	456	430	429	442	453	442	429	430
G 90.0	94	94	94	94	94	94	94	94	92	86	92	94	94

**Luminaire**

Code 90592L600  
Name ROFY 60 /T D/I D0600 GCONTROL+ K3 830 LO

**Measurement**

Code 4/8/2023  
Name ROFY 60 /T D/I D0600 GCONTROL+ K3 830 LO

Luminaire Flux	5027 lm	Luminaire Power	43.3 W	Efficacy	116.203 lm/W	Efficiency	70.25%
Source Flux	7156 lm	Maximum value	328.70 cd/klm	Position	C=0.00 G=0.00	CG	Double Symmetrical

**Luminance cd/m2 Table 2/3**

	C 130.00	C 140.00	C 150.00	C 160.00	C 170.00	C 180.00	C 190.00	C 200.00	C 210.00	C 220.00	C 230.00	C 240.00	C 250.00
G 0.0	6112	6112	6112	6112	6112	6112	6112	6112	6112	6112	6112	6112	6112
G 5.0	5973	5973	5973	5973	5973	5973	5973	5973	5973	5973	5973	5973	5975
G 10.0	5812	5810	5809	5809	5810	5811	5810	5809	5809	5810	5812	5813	5812
G 15.0	5630	5629	5628	5627	5628	5629	5628	5627	5628	5629	5630	5631	5631
G 20.0	5429	5427	5426	5426	5426	5426	5426	5426	5426	5427	5429	5430	5431
G 25.0	5192	5194	5196	5194	5192	5192	5192	5194	5196	5194	5192	5194	5197
G 30.0	4928	4927	4932	4935	4932	4924	4932	4935	4932	4927	4928	4934	4935
G 35.0	4622	4622	4630	4631	4629	4626	4629	4631	4630	4622	4622	4630	4630
G 40.0	4273	4274	4272	4272	4273	4276	4273	4272	4272	4274	4273	4270	4273
G 45.0	3820	3821	3825	3832	3832	3823	3832	3832	3825	3821	3820	3823	3827
G 50.0	3117	3128	3084	3064	3081	3120	3081	3064	3084	3128	3117	3064	3061
G 55.0	2363	2395	2303	2254	2291	2390	2291	2254	2303	2395	2363	2247	2255
G 60.0	1687	1670	1740	1774	1741	1661	1741	1774	1740	1670	1687	1766	1766
G 65.0	1317	1293	1444	1497	1415	1252	1415	1497	1444	1293	1317	1491	1509
G 70.0	1026	1043	1160	1172	1105	1012	1105	1172	1160	1043	1026	1127	1161
G 75.0	764	772	871	882	830	761	830	882	871	772	764	859	895
G 80.0	723	728	715	709	716	733	716	709	715	728	723	706	706
G 85.0	456	460	435	430	445	470	445	430	435	460	456	430	429
G 90.0	94	94	94	94	94	94	94	94	94	94	94	94	94

**Luminaire**

Code 90592L600  
Name ROFY 60 /T D/I D0600 GCONTROL+ K3 830 LO

**Measur.**

Code 4/8/2023  
Name ROFY 60 /T D/I D0600 GCONTROL+ K3 830 LO

Luminaire Flux	5027 lm	Luminaire Power	43.3 W	Efficacy	116.203 lm/W	Efficiency	70.25%
Source Flux	7156 lm	Maximum value	328.70 cd/klm	Position	C=0.00 G=0.00	CG	Double Symmetrical

**Luminance cd/m2 Table 3/3**

	C 260.00	C 270.00	C 280.00	C 290.00	C 300.00	C 310.00	C 320.00	C 330.00	C 340.00	C 350.00
G 0.0	6112	6112	6112	6112	6112	6112	6112	6112	6112	6112
G 5.0	5975	5973	5975	5975	5973	5973	5973	5973	5973	5973
G 10.0	5811	5813	5811	5812	5813	5812	5810	5809	5809	5810
G 15.0	5631	5631	5631	5631	5631	5630	5629	5628	5627	5628
G 20.0	5432	5432	5432	5431	5430	5429	5427	5426	5426	5426
G 25.0	5197	5194	5197	5197	5194	5192	5194	5196	5194	5192
G 30.0	4931	4924	4931	4935	4934	4928	4927	4932	4935	4932
G 35.0	4626	4622	4626	4630	4630	4622	4622	4630	4631	4629
G 40.0	4274	4268	4274	4273	4270	4273	4274	4272	4272	4273
G 45.0	3822	3806	3822	3827	3823	3820	3821	3825	3832	3832
G 50.0	3094	3138	3094	3061	3064	3117	3128	3084	3064	3081
G 55.0	2313	2356	2313	2255	2247	2363	2395	2303	2254	2291
G 60.0	1716	1661	1716	1766	1766	1687	1670	1740	1774	1741
G 65.0	1411	1278	1411	1509	1491	1317	1293	1444	1497	1415
G 70.0	1107	1002	1107	1161	1127	1026	1043	1160	1172	1105
G 75.0	841	730	841	895	859	764	772	871	882	830
G 80.0	716	729	716	706	706	723	728	715	709	716
G 85.0	442	453	442	429	430	456	460	435	430	445
G 90.0	92	86	92	94	94	94	94	94	94	94