

**Luminaire**

Code 90593L600  
Name ROFY 60 /T D/I D0600 LIGHT+ K3 830 HO

**Measurem.**

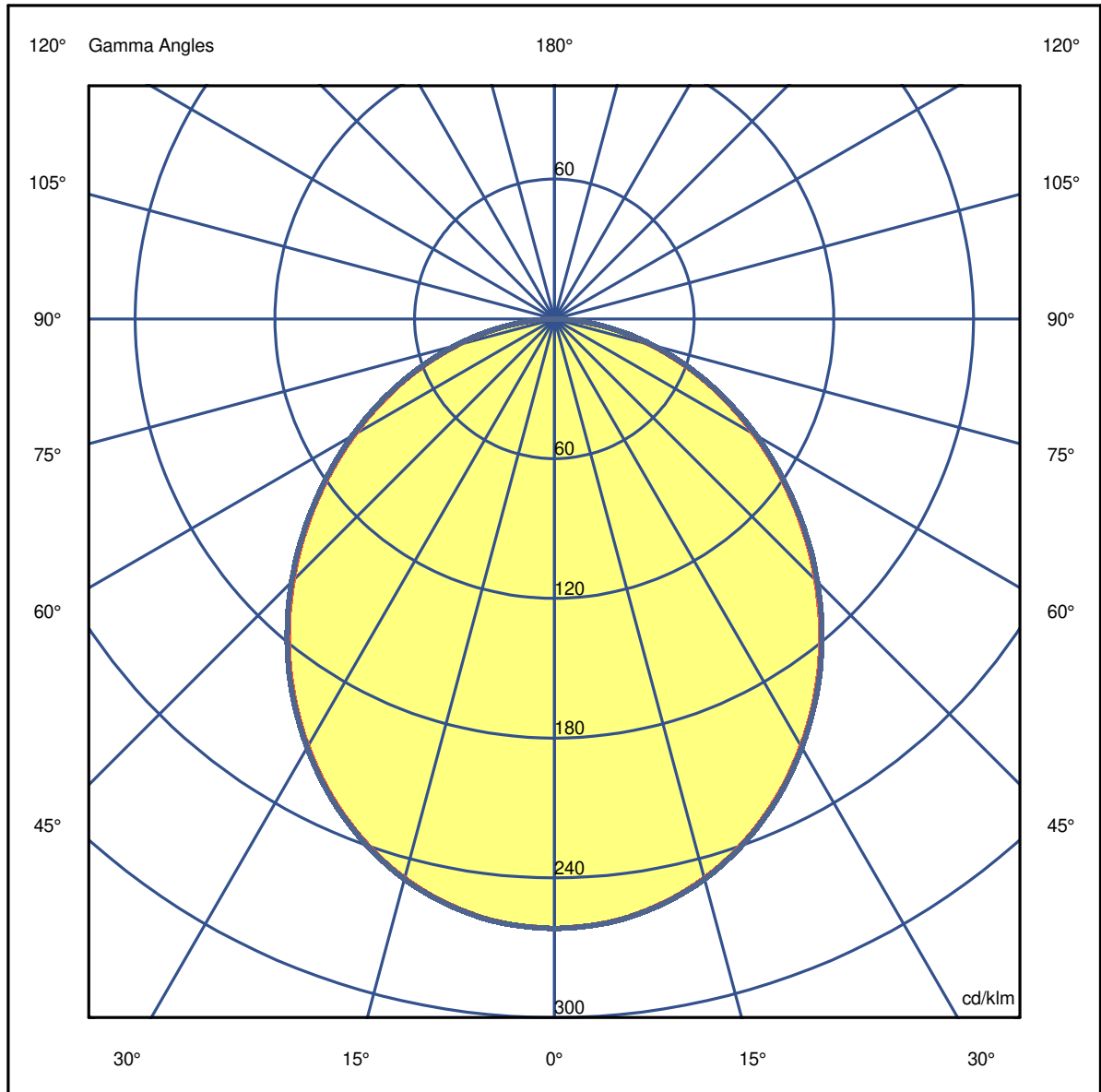
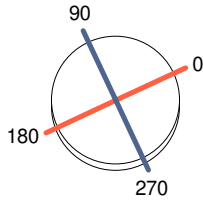
Code 26/7/2023  
Name ROFY 60 /T D/I D0600 LIGHT+ K3 830 HO

Luminaire Flux	6882 lm	Luminaire Power	56.3 W	Efficacy	122.264 lm/W	Efficiency	69.13%
Source Flux	9956 lm	Maximum value	261.70 cd/klm	Position	C=0.00 G=0.00	CG	Double Symmetrical

Diam=718mm

C Halfplanes

180.0 ———— 0.0  
270.0 ———— 90.0



**Luminaire**

Code 90593L600  
Name ROFY 60 /T D/I D0600 LIGHT+ K3 830 HO

**Measurem.**

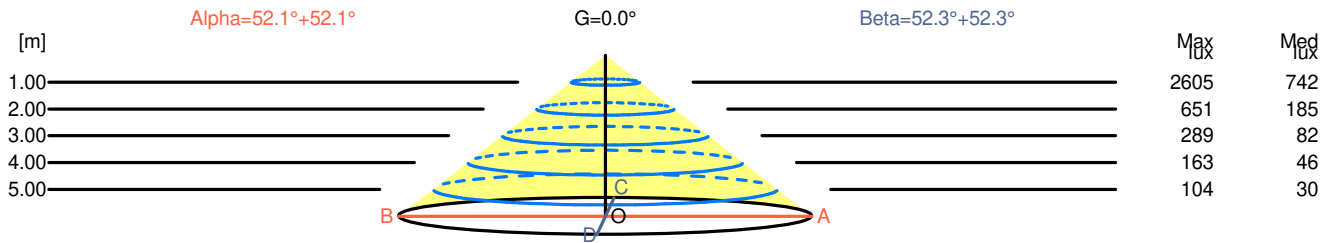
Code 26/7/2023  
Name ROFY 60 /T D/I D0600 LIGHT+ K3 830 HO

Luminaire Flux	6882 lm	Luminaire Power	56.3 W	Efficacy	122.264 lm/W	Efficiency	69.13%
Source Flux	9956 lm	Maximum value	261.70 cd/klm	Position	C=0.00 G=0.00	CG	Double Symmetrical

Width at 50.00 % of Max Intensity

H[m]	1.00	2.00	3.00	4.00	5.00	H[m]	1.00	2.00	3.00	4.00	5.00
OA	1.28	2.57	3.85	5.13	6.42	OC	1.29	2.59	3.88	5.17	6.46
OB	1.28	2.57	3.85	5.13	6.42	OD	1.29	2.59	3.88	5.17	6.46

	Luminous Intensities [ cd/klm]									
	0	5	15	25	35	45	55	65	75	85
OA	2605.49	2590.55	2476.06	2254.04	1949.38	1582.01	1185.76	796.48	428.11	106.53
OB	2605.49	2590.55	2476.06	2254.04	1949.38	1582.01	1185.76	796.48	428.11	106.53
OC	2605.49	2591.55	2479.04	2259.02	1955.36	1589.97	1193.72	804.44	438.06	109.52
OD	2605.49	2591.55	2479.04	2259.02	1955.36	1589.97	1193.72	804.44	438.06	109.52



H[m]	D[m]	Max lux	Med lux	Alpha=52.1°+52.1°	G=0.0	
1.00	2.57	2605	742			
2.00	5.13	651	185			
3.00	7.70	289	82			
4.00	10.27	163	46			
5.00	12.84	104	30			

H[m]	D[m]	Max lux	Med lux	Beta=52.3°+52.3°	G=0.0	
1.00	2.59	2605	742			
2.00	5.17	651	185			
3.00	7.76	289	82			
4.00	10.34	163	46			
5.00	12.93	104	30			

**Luminaire**

Code 90593L600  
Name ROFY 60 /T D/I D0600 LIGHT+ K3 830 HO

**Measurerm.**

Code 26/7/2023  
Name ROFY 60 /T D/I D0600 LIGHT+ K3 830 HO

Luminaire Flux	6882 lm	Luminaire Power	56.3 W	Efficacy	122.264 lm/W	Efficiency	69.13%
Source Flux	9956 lm	Maximum value	261.70 cd/klm	Position	C=0.00 G=0.00	CG	Double Symmetrical

**UGR**  
S = 0.250

Reflectancies										
Ceiling/Cavity	0.7	0.7	0.5	0.5	0.3	0.7	0.7	0.5	0.5	0.3
Walls	0.5	0.3	0.5	0.3	0.3	0.5	0.3	0.5	0.3	0.3
Working Plane	0.2	0.2	0.2	0.2	0.2	0.2	0.2	0.2	0.2	0.2

Room Dimensions	Lateral View					Viewed Endwise				
x=2H y=2H	17.3	18.6	17.6	18.9	19.1	17.4	18.7	17.7	18.9	19.1
x=2H y=3H	18.6	19.8	18.9	20.0	20.3	18.7	19.8	19.0	20.1	20.4
x=2H y=4H	19.1	20.2	19.4	20.5	20.7	19.1	20.2	19.5	20.5	20.8
x=2H y=6H	19.4	20.4	19.7	20.7	21.0	19.4	20.5	19.8	20.8	21.1
x=2H y=8H	19.4	20.4	19.8	20.8	21.1	19.5	20.5	19.9	20.8	21.2
x=2H y=12H	19.5	20.4	19.8	20.7	21.1	19.5	20.5	19.9	20.8	21.2
x=4H y=2H	17.9	19.0	18.3	19.3	19.6	17.9	19.0	18.3	19.3	19.6
x=4H y=3H	19.4	20.3	19.7	20.6	21.0	19.4	20.4	19.8	20.7	21.0
x=4H y=4H	20.0	20.8	20.3	21.1	21.5	20.0	20.9	20.4	21.2	21.6
x=4H y=6H	20.4	21.1	20.8	21.5	21.9	20.4	21.2	20.9	21.5	22.0
x=4H y=8H	20.5	21.1	20.9	21.5	22.0	20.5	21.2	21.0	21.6	22.0
x=4H y=12H	20.5	21.1	21.0	21.5	22.0	20.6	21.2	21.0	21.6	22.0
x=8H y=4H	20.2	20.9	20.6	21.3	21.7	20.2	20.9	20.7	21.3	21.7
x=8H y=6H	20.7	21.3	21.2	21.7	22.1	20.8	21.3	21.2	21.7	22.2
x=8H y=8H	20.8	21.3	21.3	21.8	22.3	20.9	21.4	21.4	21.9	22.3
x=8H y=12H	20.9	21.4	21.4	21.8	22.3	21.0	21.4	21.5	21.9	22.4
x=12H y=4H	20.2	20.8	20.6	21.2	21.6	20.2	20.9	20.7	21.3	21.7
x=12H y=6H	20.7	21.2	21.2	21.7	22.1	20.8	21.3	21.3	21.7	22.2
x=12H y=8H	20.9	21.3	21.4	21.8	22.3	21.0	21.4	21.5	21.9	22.4

**Luminaire**

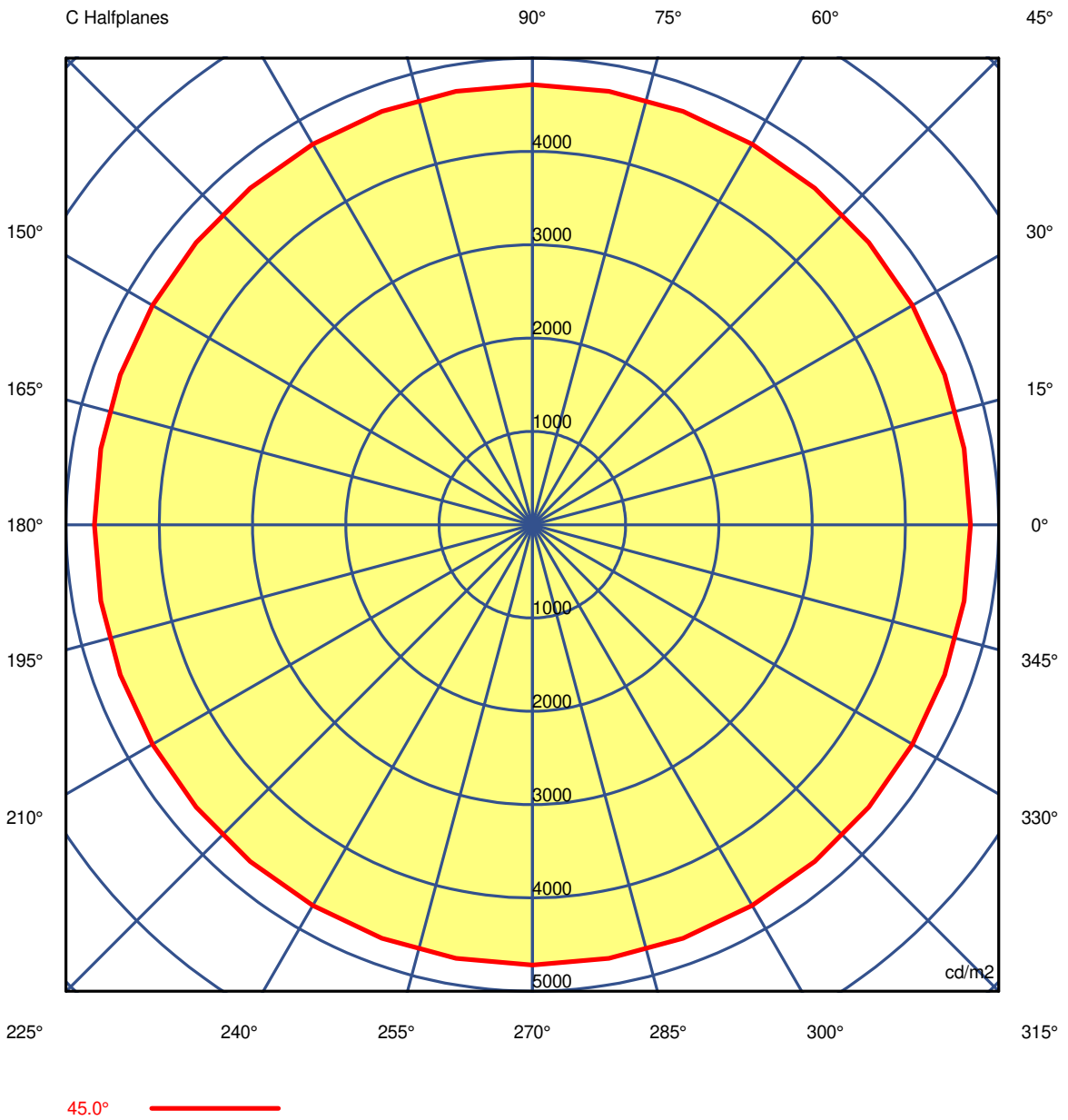
Code 90593L600  
Name ROFY 60 /T D/I D0600 LIGHT+ K3 830 HO

**Measur.**

Code 26/7/2023  
Name ROFY 60 /T D/I D0600 LIGHT+ K3 830 HO

Luminaire Flux	6882 lm	Luminaire Power	56.3 W	Efficacy	122.264 lm/W	Efficiency	69.13%
Source Flux	9956 lm	Maximum value	261.70 cd/klm	Position	C=0.00 G=0.00	CG	Double Symmetrical

Luminance



**Luminaire**

Code 90593L600  
Name ROFY 60 /T D/I D0600 LIGHT+ K3 830 HO

**Measurement**

Code 26/7/2023  
Name ROFY 60 /T D/I D0600 LIGHT+ K3 830 HO

Luminaire Flux	6882 lm	Luminaire Power	56.3 W	Efficacy	122.264 lm/W	Efficiency	69.13%
Source Flux	9956 lm	Maximum value	261.70 cd/klm	Position	C=0.00 G=0.00	CG	Double Symmetrical

**Luminance cd/m2 Table 1/3**

	C 0.00	C 10.00	C 20.00	C 30.00	C 40.00	C 50.00	C 60.00	C 70.00	C 80.00	C 90.00	C 100.00	C 110.00	C 120.00
G 0.0	6770	6770	6770	6770	6770	6770	6770	6770	6770	6770	6770	6770	6770
G 5.0	6619	6621	6622	6622	6622	6622	6622	6622	6622	6622	6622	6622	6622
G 10.0	6449	6451	6451	6451	6451	6451	6451	6453	6454	6454	6454	6453	6451
G 15.0	6261	6261	6262	6264	6264	6264	6264	6265	6267	6269	6267	6265	6264
G 20.0	6050	6052	6052	6052	6054	6056	6057	6059	6059	6057	6059	6059	6057
G 25.0	5816	5820	5821	5821	5823	5825	5827	5828	5829	5829	5829	5828	5827
G 30.0	5567	5567	5569	5572	5572	5573	5578	5582	5583	5580	5583	5582	5578
G 35.0	5299	5297	5297	5299	5305	5309	5310	5312	5314	5316	5314	5312	5310
G 40.0	5007	5009	5010	5012	5016	5019	5021	5027	5030	5027	5030	5027	5021
G 45.0	4695	4699	4702	4704	4708	4710	4710	4716	4718	4718	4718	4716	4710
G 50.0	4363	4363	4366	4373	4375	4377	4379	4381	4384	4388	4384	4381	4379
G 55.0	4008	4013	4016	4018	4020	4023	4028	4033	4035	4035	4035	4033	4028
G 60.0	3637	3639	3642	3648	3656	3661	3662	3665	3667	3670	3667	3665	3662
G 65.0	3241	3237	3238	3245	3254	3259	3261	3267	3271	3273	3271	3267	3261
G 70.0	2793	2796	2799	2802	2808	2816	2825	2832	2834	2834	2834	2832	2825
G 75.0	2275	2283	2287	2291	2300	2313	2323	2323	2323	2328	2323	2323	2323
G 80.0	1660	1664	1668	1673	1681	1690	1698	1703	1704	1704	1704	1703	1698
G 85.0	853	853	855	861	866	872	877	877	877	877	877	877	877
G 90.0	141	141	141	141	141	141	141	141	141	141	141	141	141

**Luminaire**

Code 90593L600  
Name ROFY 60 /T D/I D0600 LIGHT+ K3 830 HO

**Measurement**

Code 26/7/2023  
Name ROFY 60 /T D/I D0600 LIGHT+ K3 830 HO

Luminaire Flux	6882 lm	Luminaire Power	56.3 W	Efficacy	122.264 lm/W	Efficiency	69.13%
Source Flux	9956 lm	Maximum value	261.70 cd/klm	Position	C=0.00 G=0.00	CG	Double Symmetrical

**Luminance cd/m2 Table 2/3**

	C 130.00	C 140.00	C 150.00	C 160.00	C 170.00	C 180.00	C 190.00	C 200.00	C 210.00	C 220.00	C 230.00	C 240.00	C 250.00
G 0.0	6770	6770	6770	6770	6770	6770	6770	6770	6770	6770	6770	6770	6770
G 5.0	6622	6622	6622	6622	6621	6619	6621	6622	6622	6622	6622	6622	6622
G 10.0	6451	6451	6451	6451	6451	6449	6451	6451	6451	6451	6451	6451	6453
G 15.0	6264	6264	6264	6262	6261	6261	6261	6262	6264	6264	6264	6264	6265
G 20.0	6056	6054	6052	6052	6052	6050	6052	6052	6052	6054	6056	6057	6059
G 25.0	5825	5823	5821	5821	5820	5816	5820	5821	5821	5823	5825	5827	5828
G 30.0	5573	5572	5572	5569	5567	5567	5567	5569	5572	5572	5573	5578	5582
G 35.0	5309	5305	5299	5297	5297	5299	5297	5297	5299	5305	5309	5310	5312
G 40.0	5019	5016	5012	5010	5009	5007	5009	5010	5012	5016	5019	5021	5027
G 45.0	4710	4708	4704	4702	4699	4695	4699	4702	4704	4708	4710	4710	4716
G 50.0	4377	4375	4373	4366	4363	4363	4363	4366	4373	4375	4377	4379	4381
G 55.0	4023	4020	4018	4016	4013	4008	4013	4016	4018	4020	4023	4028	4033
G 60.0	3661	3656	3648	3642	3639	3637	3639	3642	3648	3656	3661	3662	3665
G 65.0	3259	3254	3245	3238	3237	3241	3237	3238	3245	3254	3259	3261	3267
G 70.0	2816	2808	2802	2799	2796	2793	2796	2799	2802	2808	2816	2825	2832
G 75.0	2313	2300	2291	2287	2283	2275	2283	2287	2291	2300	2313	2323	2323
G 80.0	1690	1681	1673	1668	1664	1660	1664	1668	1673	1681	1690	1698	1703
G 85.0	872	866	861	855	853	853	853	855	861	866	872	877	877
G 90.0	141	141	141	141	141	141	141	141	141	141	141	141	141

**Luminaire**

Code 90593L600  
Name ROFY 60 /T D/I D0600 LIGHT+ K3 830 HO

**Measurem.**

Code 26/7/2023  
Name ROFY 60 /T D/I D0600 LIGHT+ K3 830 HO

Luminaire Flux	6882 lm	Luminaire Power	56.3 W	Efficacy	122.264 lm/W	Efficiency	69.13%
Source Flux	9956 lm	Maximum value	261.70 cd/klm	Position	C=0.00 G=0.00	CG	Double Symmetrical

**Luminance cd/m2 Table 3/3**

	C 260.00	C 270.00	C 280.00	C 290.00	C 300.00	C 310.00	C 320.00	C 330.00	C 340.00	C 350.00
G 0.0	6770	6770	6770	6770	6770	6770	6770	6770	6770	6770
G 5.0	6622	6622	6622	6622	6622	6622	6622	6622	6622	6621
G 10.0	6454	6454	6454	6453	6451	6451	6451	6451	6451	6451
G 15.0	6267	6269	6267	6265	6264	6264	6264	6264	6262	6261
G 20.0	6059	6057	6059	6059	6057	6056	6054	6052	6052	6052
G 25.0	5829	5829	5829	5828	5827	5825	5823	5821	5821	5820
G 30.0	5583	5580	5583	5582	5578	5573	5572	5572	5569	5567
G 35.0	5314	5316	5314	5312	5310	5309	5305	5299	5297	5297
G 40.0	5030	5027	5030	5027	5021	5019	5016	5012	5010	5009
G 45.0	4718	4718	4718	4716	4710	4710	4708	4704	4702	4699
G 50.0	4384	4388	4384	4381	4379	4377	4375	4373	4366	4363
G 55.0	4035	4035	4035	4033	4028	4023	4020	4018	4016	4013
G 60.0	3667	3670	3667	3665	3662	3661	3656	3648	3642	3639
G 65.0	3271	3273	3271	3267	3261	3259	3254	3245	3238	3237
G 70.0	2834	2834	2834	2832	2825	2816	2808	2802	2799	2796
G 75.0	2323	2328	2323	2323	2323	2313	2300	2291	2287	2283
G 80.0	1704	1704	1704	1703	1698	1690	1681	1673	1668	1664
G 85.0	877	877	877	877	877	872	866	861	855	853
G 90.0	141	141	141	141	141	141	141	141	141	141