

**Luminaire**

Code 90621L300  
Name ROFY 85 /E D0300 LIGHT+ 830 HO

**Measurem.**

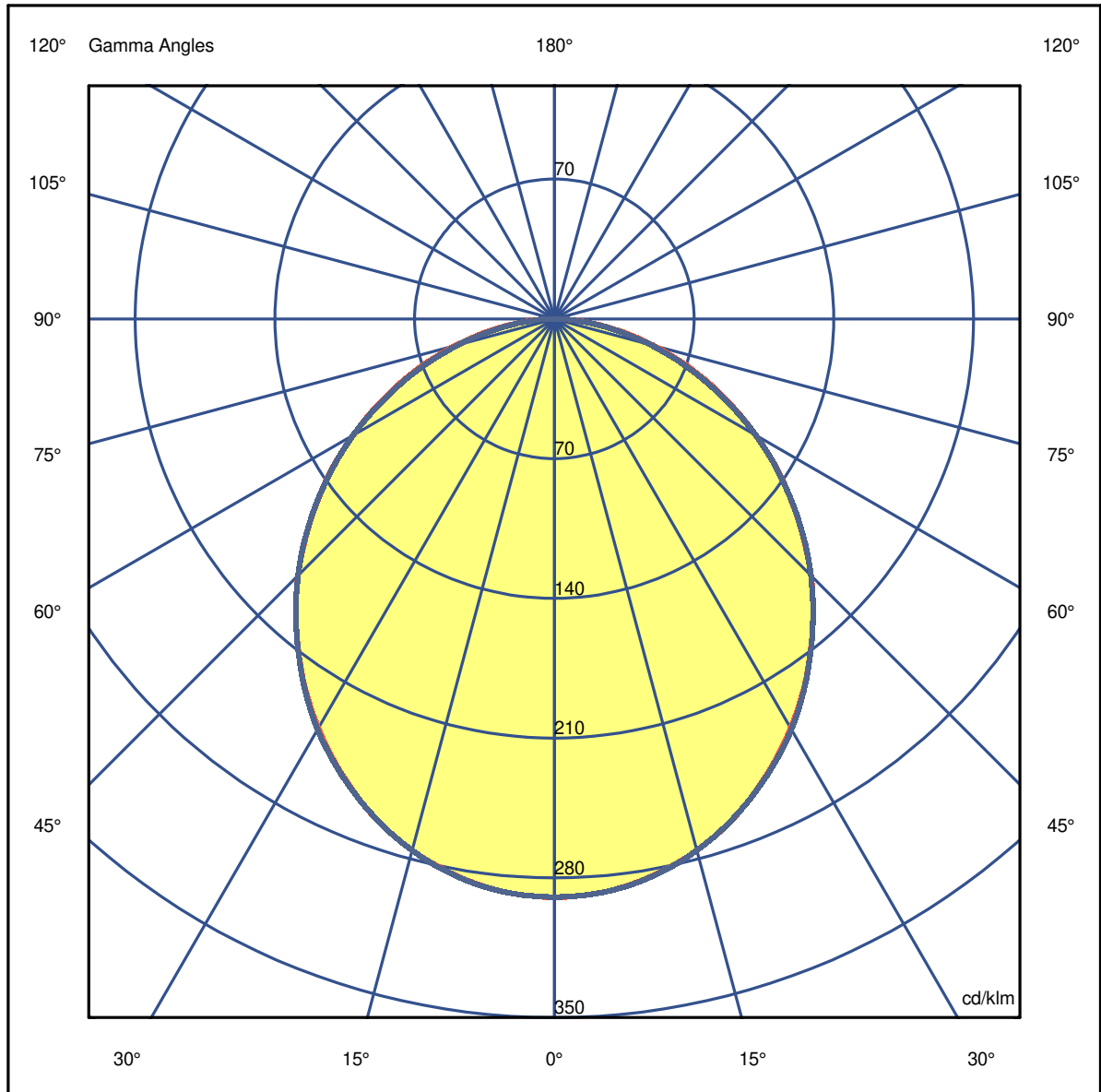
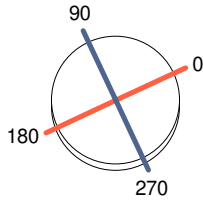
Code 25/7/2023  
Name ROFY 85 /E D0300 LIGHT+ 830 HO

Luminaire Flux	2028 lm	Luminaire Power	15.8 W	Efficacy	128.542 lm/W	Efficiency	78.59%
Source Flux	2581 lm	Maximum value	289.70 cd/klm	Position	C=0.00 G=0.00	CG	Double Symmetrical

Diam=300mm

C Halfplanes

180.0 ———— 0.0  
270.0 ———— 90.0



**Luminaire**

Code 90621L300  
Name ROFY 85 /E D0300 LIGHT+ 830 HO

**Measurem.**

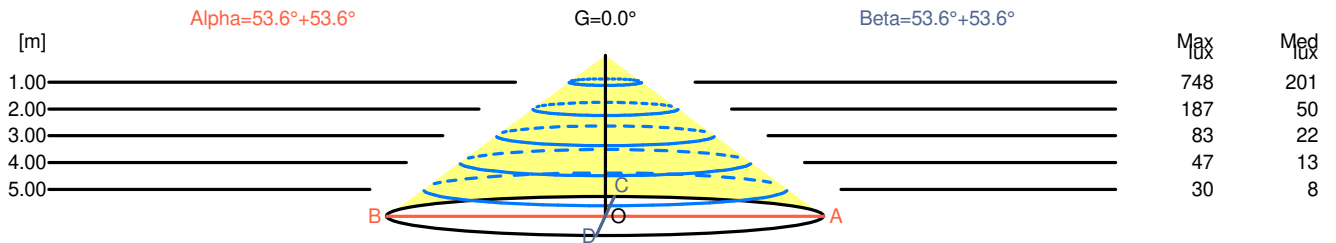
Code 25/7/2023  
Name ROFY 85 /E D0300 LIGHT+ 830 HO

Luminaire Flux	2028 lm	Luminaire Power	15.8 W	Efficacy	128.542 lm/W	Efficiency	78.59%
Source Flux	2581 lm	Maximum value	289.70 cd/klm	Position	C=0.00 G=0.00	CG	Double Symmetrical

Width at 50.00 % of Max Intensity

H[m]	1.00	2.00	3.00	4.00	5.00	H[m]	1.00	2.00	3.00	4.00	5.00
OA	1.36	2.72	4.08	5.44	6.79	OC	1.36	2.71	4.07	5.43	6.78
OB	1.36	2.72	4.08	5.44	6.79	OD	1.36	2.71	4.07	5.43	6.78

	Luminous Intensities [ cd/klm]									
	0	5	15	25	35	45	55	65	75	85
OA	747.72	743.59	711.32	649.90	567.30	468.97	358.76	243.13	131.89	36.39
OB	747.72	743.59	711.32	649.90	567.30	468.97	358.76	243.13	131.89	36.39
OC	747.72	743.59	711.32	650.67	568.08	468.97	357.98	240.81	127.50	33.55
OD	747.72	743.59	711.32	650.67	568.08	468.97	357.98	240.81	127.50	33.55



H[m]	D[m]	Max lux	Med lux	Alpha=53.6°+53.6°	G=0.0
1.00	2.72	748	201		
2.00	5.44	187	50		
3.00	8.15	83	22		
4.00	10.87	47	13		
5.00	13.59	30	8		

H[m]	D[m]	Max lux	Med lux	Beta=53.6°+53.6°	G=0.0
1.00	2.71	748	201		
2.00	5.43	187	50		
3.00	8.14	83	22		
4.00	10.85	47	13		
5.00	13.57	30	8		

**Luminaire**

Code 90621L300  
Name ROFY 85 /E D0300 LIGHT+ 830 HO

**Measurment.**

Code 25/7/2023  
Name ROFY 85 /E D0300 LIGHT+ 830 HO

Luminaire Flux	2028 lm	Luminaire Power	15.8 W	Efficacy	128.542 lm/W	Efficiency	78.59%
Source Flux	2581 lm	Maximum value	289.70 cd/klm	Position	C=0.00 G=0.00	CG	Double Symmetrical

**UGR**  
S = 0.250

Reflectancies										
Ceiling/Cavity	0.7	0.7	0.5	0.5	0.3	0.7	0.7	0.5	0.5	0.3
Walls	0.5	0.3	0.5	0.3	0.3	0.5	0.3	0.5	0.3	0.3
Working Plane	0.2	0.2	0.2	0.2	0.2	0.2	0.2	0.2	0.2	0.2
Room Dimensions	Lateral View					Viewed Endwise				
x=2H y=2H	19.2	20.5	19.4	20.7	20.9	19.2	20.5	19.4	20.7	20.9
x=2H y=3H	20.4	21.6	20.7	21.8	22.1	20.4	21.5	20.7	21.8	22.1
x=2H y=4H	20.8	21.9	21.1	22.2	22.5	20.8	21.9	21.1	22.2	22.4
x=2H y=6H	21.1	22.1	21.4	22.4	22.7	21.0	22.0	21.3	22.3	22.7
x=2H y=8H	21.1	22.1	21.5	22.4	22.8	21.0	22.1	21.4	22.4	22.7
x=2H y=12H	21.1	22.1	21.5	22.4	22.8	21.0	22.0	21.4	22.3	22.7
x=4H y=2H	19.7	20.8	20.0	21.1	21.4	19.7	20.8	20.0	21.1	21.4
x=4H y=3H	21.1	22.1	21.5	22.4	22.7	21.1	22.0	21.5	22.3	22.7
x=4H y=4H	21.6	22.5	22.0	22.8	23.2	21.6	22.5	22.0	22.8	23.2
x=4H y=6H	22.0	22.7	22.4	23.1	23.5	21.9	22.7	22.4	23.1	23.5
x=4H y=8H	22.1	22.8	22.5	23.2	23.6	22.0	22.7	22.4	23.1	23.5
x=4H y=12H	22.1	22.8	22.6	23.2	23.6	22.0	22.7	22.5	23.1	23.5
x=8H y=4H	21.8	22.5	22.3	22.9	23.3	21.8	22.5	22.2	22.9	23.3
x=8H y=6H	22.3	22.8	22.7	23.3	23.7	22.2	22.8	22.7	23.2	23.7
x=8H y=8H	22.4	22.9	22.9	23.4	23.8	22.4	22.8	22.8	23.3	23.8
x=8H y=12H	22.5	22.9	23.0	23.4	23.9	22.4	22.8	22.9	23.3	23.8
x=12H y=4H	21.8	22.5	22.3	22.9	23.3	21.8	22.4	22.2	22.8	23.3
x=12H y=6H	22.3	22.8	22.8	23.2	23.7	22.3	22.7	22.7	23.2	23.7
x=12H y=8H	22.5	22.9	23.0	23.4	23.9	22.4	22.8	22.9	23.3	23.8

**Luminaire**

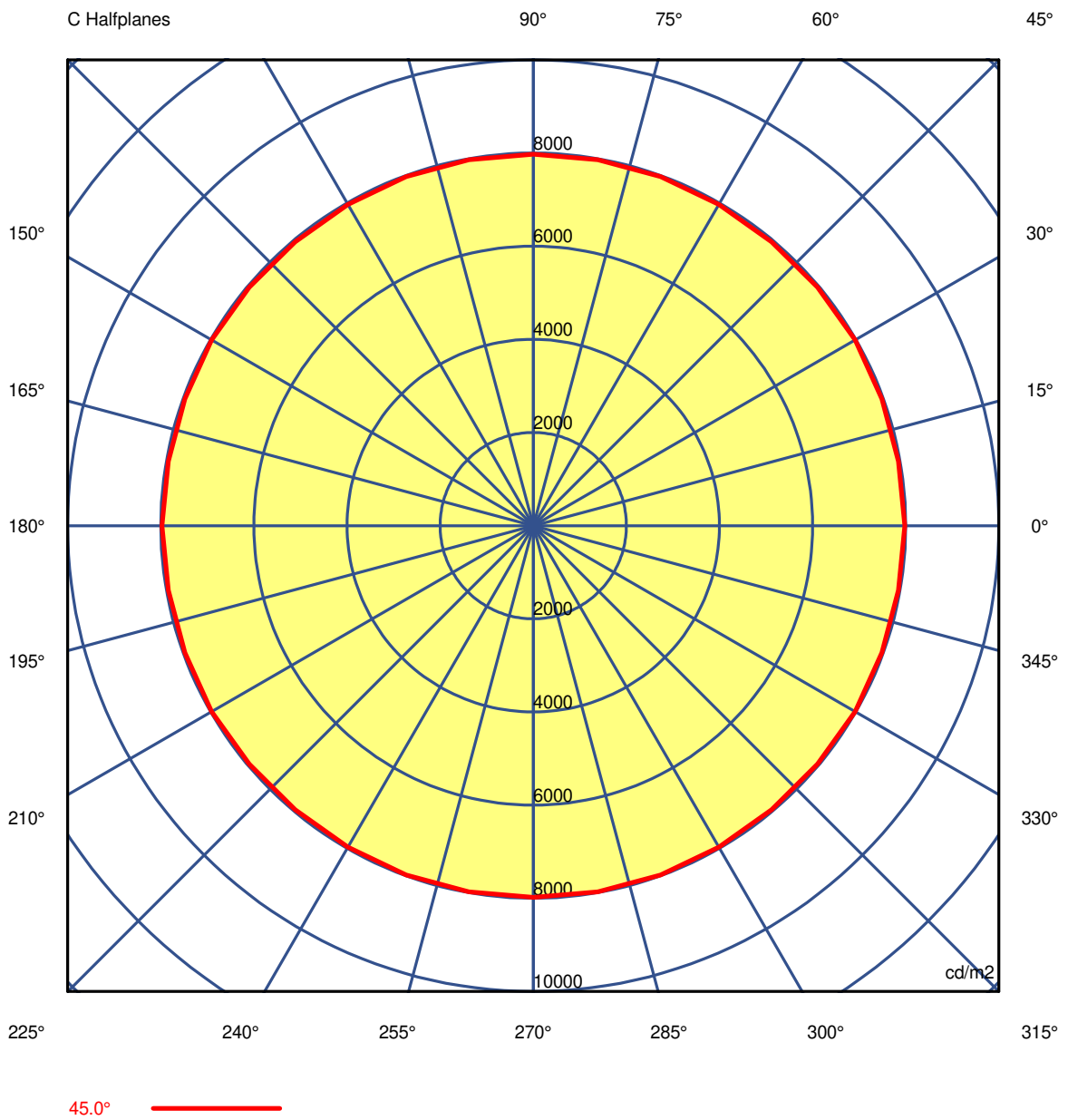
Code 90621L300  
Name ROFY 85 /E D0300 LIGHT+ 830 HO

**Measurem.**

Code 25/7/2023  
Name ROFY 85 /E D0300 LIGHT+ 830 HO

Luminaire Flux	2028 lm	Luminaire Power	15.8 W	Efficacy	128.542 lm/W	Efficiency	78.59%
Source Flux	2581 lm	Maximum value	289.70 cd/klm	Position	C=0.00 G=0.00	CG	Double Symmetrical

Luminance



**Luminaire**

Code 90621L300  
Name ROFY 85 /E D0300 LIGHT+ 830 HO

**Measurement**

Code 25/7/2023  
Name ROFY 85 /E D0300 LIGHT+ 830 HO

Luminaire Flux	2028 lm	Luminaire Power	15.8 W	Efficacy	128.542 lm/W	Efficiency	78.59%
Source Flux	2581 lm	Maximum value	289.70 cd/klm	Position	C=0.00 G=0.00	CG	Double Symmetrical

**Luminance cd/m2 Table 1/3**

	C 0.00	C 10.00	C 20.00	C 30.00	C 40.00	C 50.00	C 60.00	C 70.00	C 80.00	C 90.00	C 100.00	C 110.00	C 120.00
G 0.0	12868	12868	12868	12868	12868	12868	12868	12868	12868	12868	12868	12868	12868
G 5.0	12379	12379	12379	12379	12379	12379	12379	12379	12379	12379	12379	12379	12379
G 10.0	11872	11878	11881	11880	11877	11877	11880	11877	11876	11880	11876	11877	11880
G 15.0	11362	11358	11361	11366	11364	11362	11362	11362	11362	11362	11362	11362	11362
G 20.0	10833	10829	10830	10833	10834	10832	10829	10829	10829	10829	10829	10829	10829
G 25.0	10277	10286	10290	10289	10286	10286	10289	10293	10293	10289	10293	10293	10289
G 30.0	9723	9725	9730	9735	9730	9725	9727	9738	9747	9752	9747	9738	9727
G 35.0	9157	9160	9161	9161	9174	9178	9170	9166	9166	9170	9166	9166	9170
G 40.0	8574	8568	8576	8587	8576	8568	8574	8578	8576	8570	8576	8578	8574
G 45.0	7978	7961	7968	7982	7965	7956	7969	7977	7978	7978	7978	7977	7969
G 50.0	7325	7335	7326	7316	7337	7348	7334	7325	7328	7338	7328	7325	7334
G 55.0	6665	6658	6653	6646	6637	6639	6651	6659	6659	6651	6659	6659	6651
G 60.0	5928	5928	5930	5933	5924	5926	5938	5937	5929	5923	5929	5937	5938
G 65.0	5147	5137	5139	5147	5143	5127	5114	5118	5116	5098	5116	5118	5114
G 70.0	4325	4287	4277	4277	4259	4256	4265	4246	4235	4235	4235	4246	4265
G 75.0	3364	3340	3324	3311	3294	3296	3304	3285	3262	3252	3262	3285	3304
G 80.0	2333	2303	2296	2296	2253	2237	2252	2230	2205	2200	2205	2230	2252
G 85.0	1213	1199	1196	1196	1174	1155	1145	1126	1119	1119	1119	1126	1145
G 90.0	392	327	336	371	325	325	371	333	306	340	306	333	371

**Luminaire**

Code 90621L300  
Name ROFY 85 /E D0300 LIGHT+ 830 HO

**Measurment.**

Code 25/7/2023  
Name ROFY 85 /E D0300 LIGHT+ 830 HO

Luminaire Flux	2028 lm	Luminaire Power	15.8 W	Efficacy	128.542 lm/W	Efficiency	78.59%
Source Flux	2581 lm	Maximum value	289.70 cd/klm	Position	C=0.00 G=0.00	CG	Double Symmetrical

**Luminance cd/m2 Table 2/3**

	C 130.00	C 140.00	C 150.00	C 160.00	C 170.00	C 180.00	C 190.00	C 200.00	C 210.00	C 220.00	C 230.00	C 240.00	C 250.00
G 0.0	12868	12868	12868	12868	12868	12868	12868	12868	12868	12868	12868	12868	12868
G 5.0	12379	12379	12379	12379	12379	12379	12379	12379	12379	12379	12379	12379	12379
G 10.0	11877	11877	11880	11881	11878	11872	11878	11881	11880	11877	11877	11880	11877
G 15.0	11362	11364	11366	11361	11358	11362	11358	11361	11366	11364	11362	11362	11362
G 20.0	10832	10834	10833	10830	10829	10833	10829	10830	10833	10834	10832	10829	10829
G 25.0	10286	10286	10289	10290	10286	10277	10286	10290	10289	10286	10286	10289	10293
G 30.0	9725	9730	9735	9730	9725	9723	9725	9730	9735	9730	9725	9727	9738
G 35.0	9178	9174	9161	9161	9160	9157	9160	9161	9161	9174	9178	9170	9166
G 40.0	8568	8576	8587	8576	8568	8574	8568	8576	8587	8576	8568	8574	8578
G 45.0	7956	7965	7982	7968	7961	7978	7961	7968	7982	7965	7956	7969	7977
G 50.0	7348	7337	7316	7326	7335	7325	7335	7326	7316	7337	7348	7334	7325
G 55.0	6639	6637	6646	6653	6658	6665	6658	6653	6646	6637	6639	6651	6659
G 60.0	5926	5924	5933	5930	5928	5928	5928	5930	5933	5924	5926	5938	5937
G 65.0	5127	5143	5147	5139	5137	5147	5137	5139	5147	5143	5127	5114	5118
G 70.0	4256	4259	4277	4277	4287	4325	4287	4277	4277	4259	4256	4265	4246
G 75.0	3296	3294	3311	3324	3340	3364	3340	3324	3311	3294	3296	3304	3285
G 80.0	2237	2253	2296	2296	2303	2333	2303	2296	2296	2253	2237	2252	2230
G 85.0	1155	1174	1196	1196	1199	1213	1199	1196	1196	1174	1155	1145	1126
G 90.0	325	325	371	336	327	392	327	336	371	325	325	371	333

**Luminaire**

Code 90621L300  
Name ROFY 85 /E D0300 LIGHT+ 830 HO

**Measur.**

Code 25/7/2023  
Name ROFY 85 /E D0300 LIGHT+ 830 HO

Luminaire Flux	2028 lm	Luminaire Power	15.8 W	Efficacy	128.542 lm/W	Efficiency	78.59%
Source Flux	2581 lm	Maximum value	289.70 cd/klm	Position	C=0.00 G=0.00	CG	Double Symmetrical

**Luminance cd/m2 Table 3/3**

	C 260.00	C 270.00	C 280.00	C 290.00	C 300.00	C 310.00	C 320.00	C 330.00	C 340.00	C 350.00
G 0.0	12868	12868	12868	12868	12868	12868	12868	12868	12868	12868
G 5.0	12379	12379	12379	12379	12379	12379	12379	12379	12379	12379
G 10.0	11876	11880	11876	11877	11880	11877	11877	11880	11881	11878
G 15.0	11362	11362	11362	11362	11362	11362	11364	11366	11361	11358
G 20.0	10829	10829	10829	10829	10829	10832	10834	10833	10830	10829
G 25.0	10293	10289	10293	10293	10289	10286	10286	10289	10290	10286
G 30.0	9747	9752	9747	9738	9727	9725	9730	9735	9730	9725
G 35.0	9166	9170	9166	9166	9170	9178	9174	9161	9161	9160
G 40.0	8576	8570	8576	8578	8574	8568	8576	8587	8576	8568
G 45.0	7978	7978	7978	7977	7969	7956	7965	7982	7968	7961
G 50.0	7328	7338	7328	7325	7334	7348	7337	7316	7326	7335
G 55.0	6659	6651	6659	6659	6651	6639	6637	6646	6653	6658
G 60.0	5929	5923	5929	5937	5938	5926	5924	5933	5930	5928
G 65.0	5116	5098	5116	5118	5114	5127	5143	5147	5139	5137
G 70.0	4235	4235	4235	4246	4265	4256	4259	4277	4277	4287
G 75.0	3262	3252	3262	3285	3304	3296	3294	3311	3324	3340
G 80.0	2205	2200	2205	2230	2252	2237	2253	2296	2296	2303
G 85.0	1119	1119	1119	1126	1145	1155	1174	1196	1196	1199
G 90.0	306	340	306	333	371	325	325	371	336	327